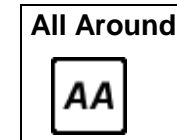
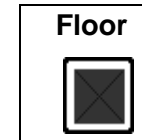
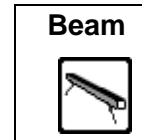
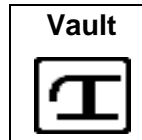


SE Region Championships

Women's Artistic



R4-03/02

No	Name	Club	Team	Comp	DOB	D	Vault		D	Bars		D	Beam		D	Floor		AA		
37	Ella	Hannynghton	Horsham	R4-Horsham A	R4-03/02	01/01/2002	8.0	6.700	7 =	8.1	6.450	1	8.0	7.050	1	10.0	8.450	2 =	28.650	1
28	Bethan	Kirby	Meapa	R4-Meapa A	R4-03/02	01/01/2002	8.0	6.850	5 =	7.6	5.850	7	7.6	6.850	2	10.0	8.350	6 =	27.900	2 =
6	Lily	O'Regan	T/Wells	R4-T/Wells A	R4-03/02	01/01/2002	8.0	7.100	3	7.8	5.900	5 =	7.6	6.450	6	10.0	8.450	2 =	27.900	2 =
27	Paige	Holland	Meapa	R4-Meapa A	R4-03/02	01/01/2002	8.0	6.650	9	7.9	6.350	2	7.3	6.400	7	10.0	8.450	2 =	27.850	4
36	Francesca	Clark	Horsham	R4-Horsham A	R4-03/02	01/01/2002	8.0	6.250	11	8.1	6.100	3	7.8	6.750	3	10.0	8.700	1	27.800	5
29	Rachel	Jarvis	Meapa	R4-Meapa A	R4-03/02	01/01/2002	8.0	7.450	1	7.6	5.250	10	7.6	6.650	4	10.0	8.250	7	27.600	6
25	Kirsty	Lawrence	Meapa	R4-03/02	R4-03/02	01/01/2003	8.0	6.850	5 =	8.0	5.950	4	7.3	6.600	5	9.7	7.700	8	27.100	7
35	Hattie	Theobald	Horsham	R4-Horsham A	R4-03/02	01/01/2002	8.0	6.700	7 =	7.5	5.700	9	7.8	5.950	10	10.0	8.450	2 =	26.800	8
7	Grace	Jackson	T/Wells	R4-T/Wells B	R4-03/02	01/01/2002	8.0	7.150	2	7.4	5.750	8	7.2	6.000	9	9.3	7.300	11	26.200	9
26	Ellie	Parnell	Meapa	R4-Meapa A	R4-03/02	01/01/2003	8.0	6.950	4	7.6	5.900	5 =	7.4	5.550	11	10.0	7.650	9 =	26.050	10
30	Isabel	Metcalfe	Woking	R4-03/02	R4-03/02	01/01/2002	8.0	6.450	10	7.8	4.300	11	7.6	6.200	8	9.5	7.650	9 =	24.600	11

R4-01/00

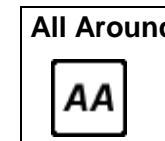

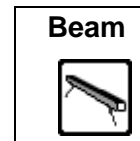
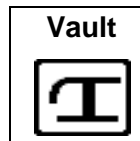
No	Name	Club	Team	Comp	DOB	D	Vault		D	Bars		D	Beam		D	Floor		AA		
10	Lara	Watson	L&D	R4-L&D A	R4-01/00	01/01/2000	8.8	7.200	8 =	8.2	6.750	1	8.0	7.500	1	10.0	8.850	1	30.300	1
5	Rosemary	Orr	T/Wells	R4-T/Wells A	R4-01/00	01/01/2000	8.8	7.800	1 =	7.6	5.950	4	7.8	6.950	3	10.0	8.800	2	29.500	2
40	Hannah	Quinn	Horsham	R4-01/00	R4-01/00	01/01/2000	8.8	7.650	3	8.0	6.150	2 =	8.0	6.300	6 =	10.0	8.300	9	28.400	3
9	Helena	Shipman-David	L&D	R4-L&D A	R4-01/00	01/01/2000	8.8	7.500	4	7.6	4.650	9	8.0	6.850	4	10.0	8.750	3	27.750	4
17	Emma	Spender	Weald	R4-Weald B	R4-01/00	01/01/2001	8.8	7.200	8 =	7.9	5.650	6	7.6	6.300	6 =	10.0	8.350	7 =	27.500	5 =
39	Abby	Worsdell	Horsham	R4-01/00	R4-01/00	01/01/2000	8.8	7.300	5 =	8.3	6.150	2 =	7.8	5.400	10 =	10.0	8.650	4	27.500	5 =
19	Kira	Madge	Summerfields	R4-Summerfields A	R4-01/00	01/01/2000	8.8	7.000	11	8.5	5.750	5	7.5	6.300	6 =	10.0	8.350	7 =	27.400	7
34	Shaye	Emmett	Tolworth	R4-01/00	R4-01/00	01/01/2000	8.8	7.800	1 =	6.4	3.800	12	7.8	7.050	2	10.0	8.600	5	27.250	8
20	Alice	Prior	Summerfields	R4-Summerfields A	R4-01/00	01/01/2001	8.8	7.300	5 =	7.6	4.500	10	7.8	6.050	9	10.0	8.500	6	26.350	9 =
8	Saffie	Burgess	L&D	R4-L&D A	R4-01/00	01/01/2001	8.8	7.250	7	7.8	5.000	8	8.0	6.400	5	9.3	7.700	12	26.350	9 =
16	Sally	Franks	Weald	R4-Weald B	R4-01/00	01/01/2001	8.8	6.950	12	7.6	5.550	7	7.6	5.400	10 =	10.0	7.950	10 =	25.850	11
31	Natasha	Luetchford	Dover	R4-01/00	R4-01/00	01/01/2000	8.8	7.150	10	6.5	4.200	11	8.0	4.850	12	10.0	7.950	10 =	24.150	12

R4-99+

No	Name	Club	Team	Comp	DOB	D	Vault		D	Bars		D	Beam		D	Floor		AA		
11	Candy	Filbrandt	Weald	R4-Weald A	R4-99+	01/01/1996	8.8	8.100	1	8.3	5.350	5	8.0	7.700	1	10.0	9.350	1	30.500	1
32	Emma	Rogers	Wickers	R4-99+	R4-99+	01/01/1996	9.0	7.800	3	8.0	5.300	6 =	7.8	7.350	3	10.0	8.700	2	29.150	2
3	Megan	Bernardo	T/Wells	R4-T/Wells A	R4-99+	01/01/1999	8.8	7.900	2	8.0	5.550	4	7.8	7.200	4	10.0	8.400	6	29.050	3
12	Molly	Cansdale	Weald	R4-Weald A	R4-99+	01/01/1998	8.8	7.450	6	7.8	6.100	2	7.8	6.900	5	10.0	8.550	5	29.000	4
14	Isla	Boorman	Weald	R4-Weald A	R4-99+	01/01/1999	8.8	7.500	5	8.2	6.550	1	8.0	6.450	7	10.0	8.350	7	28.850	5
15	Tara	Walker	Weald	R4-Weald A	R4-99+	01/01/1998	8.8	7.400	7	7.8	5.300	6 =	8.0	7.550	2	10.0	8.200	8 =	28.450	6
4	Maddie	Davies	T/Wells	R4-T/Wells A	R4-99+	01/01/1999	8.8	7.350	8 =	7.6	5.600	3	8.0	6.350	8	10.0	8.600	3 =	27.900	7
33	Gina	Neal	Wickers	R4-99+	R4-99+	01/01/1998	9.0	7.700	4	8.0	4.650	10	7.8	6.650	6	10.0	8.200	8 =	27.200	8
13	Fionna	Potter	Weald	R4-Weald B	R4-99+	01/01/1999	8.8	7.350	8 =	7.8	5.200	8	7.4	4.700	13	10.0	8.600	3 =	25.850	9
24	Anna	Thomsen	Gillingham	R4-Gillingham A	R4-99+	01/01/1999	8.8	6.700	13	7.0	4.400	11	7.4	6.050	9	10.0	7.850	10	25.000	10
23	Stephanie	Brocklehurst	Gillingham	R4-Gillingham A	R4-99+	01/01/1998	8.8	7.200	10	6.9	4.000	12	6.9	5.800	11	9.5	7.450	11	24.450	11
18	Mathilda	Crane	Summerfields	R4-Summerfields A	R4-99+	01/01/1999	8.8	7.050	11	7.6	4.850	9	7.8	5.550	12	9.2	6.850	13	24.300	12
22	Hollie	Ramsey	Gillingham	R4-Gillingham A	R4-99+	01/01/1997	8.8	6.900	12	5.2	2.750	13	6.9	5.900	10	9.5	7.200	12	22.750	13

SE Region Championships

Women's Artistic



R5-01/00

No	Name	Club	Team	Comp	DOB	D	Vault		D	Bars		D	Beam		D	Floor		AA		
58	Scarlett	Howell	Meapa	R5-01/00	01/01/2000	9.0	8.100	1	8.2	6.850	6	8.0	7.300	1	10.0	8.300	3	30.550	1	
51	Megan	Welch	Summerfields	R5-01/00	01/01/2000	8.8	7.400	6	8.5	7.100	3	8.0	6.800	5	10.0	8.700	1	30.000	2	
57	Caitlin	Sullivan	Meapa	R5-01/00	01/01/2000	8.8	7.400	6	8.5	7.550	1	8.0	7.250	2	9.2	7.500	7	29.700	3	
55	Charlotte	Hepburn	Horsham	R5-01/00	01/01/2000	9.2	8.050	2	8.4	7.250	2	8.0	5.850	8	10.0	8.500	2	29.650	4	
54	Daisy	Marks	Horsham	R5-01/00	01/01/2000	9.0	8.050	2	8.0	5.950	8	8.0	7.100	3	10.0	8.300	3	29.400	5	
41	Chloe	Hallsworth	L&D	R5-L&D A	R5-01/00	01/01/2001	8.8	7.750	5	8.2	6.900	5	7.6	6.450	6	9.3	7.800	5	28.900	6
42	Charlotte	Lacourarie	L&D	R5-L&D A	R5-01/00	01/01/2001	9.0	7.850	4	8.7	6.950	4	8.0	6.450	6	9.3	7.650	6	28.900	6
43	Yasmin	Parker	L&D	R5-L&D A	R5-01/00	01/01/2001	8.8	7.400	6	8.2	6.100	7	8.0	7.050	4	9.2	7.400	8	27.950	8

R5-99/98

No	Name	Club	Team	Comp	DOB	D	Vault		D	Bars		D	Beam		D	Floor		AA		
49	Jemima	Beal	Summerfields	R5-99/98	01/01/1998	9.2	8.350	2	8.6	7.300	1	8.0	7.200	3	10.0	9.050	1	31.900	1	
64	Anna	Pickles	Wickers	R5-99/98	01/01/1999	8.8	7.750	3	8.6	6.650	5	8.0	7.450	1	10.0	8.900	2	30.750	2	
48	Lucy	Burton	Summerfields	R5-99/98	01/01/1998	9.2	8.400	1	8.5	7.050	2	7.5	6.100	12	10.0	8.900	2	30.450	3	
47	Bethan	Millett	L&D	R5-L&D B	R5-99/98	01/01/1998	9.0	7.450	9	8.2	6.550	6	8.0	7.250	2	9.2	7.850	7	29.100	4
44	Tabitha	Brewer	L&D	R5-L&D A	R5-99/98	01/01/1998	9.0	7.700	5	8.6	6.900	3	8.0	6.650	5	10.0	7.800	8	29.050	5
46	Eloise	Littell	L&D	R5-L&D B	R5-99/98	01/01/1998	9.2	7.600	7	8.7	6.750	4	8.0	6.250	8	10.0	8.150	5	28.750	6
62	Christina	Kelsall	Weald	R5-Weald A	R5-99/98	01/01/1998	8.8	7.750	3	8.0	6.350	7	8.0	6.750	4	9.3	7.150	11	28.000	7
50	Josie	Martin	Summerfields	R5-99/98	01/01/1999	8.8	7.500	8	8.4	6.300	8	8.0	6.250	8	9.2	7.350	10	27.400	8	
53	Kitty	Roberts	Woking	R5-99/98	01/01/1999	9.2	7.700	5	7.6	4.400	11	7.6	6.550	6	10.0	8.400	4	27.050	9	
52	Yasmin	Denham	Woking	R5-99/98	01/01/1999	9.0	7.350	10	8.2	4.650	10	8.0	6.250	8	10.0	7.500	9	25.750	10	
63	Tabitha	Coultard	Weald	R5-Weald A	R5-99/98	01/01/1999	8.8	7.350	10	8.0	4.850	9	8.0	6.200	11	9.2	7.050	12	25.450	11
56	Nicole	Stokes	Dover	R5-99/98	01/01/1998	8.8	7.200	12	7.5	3.600	12	7.6	6.400	7	10.0	7.950	6	25.150	12	

R5-97+

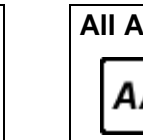
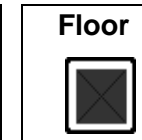
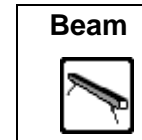
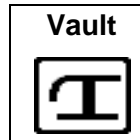
No	Name	Club	Team	Comp	DOB	D	Vault		D	Bars		D	Beam		D	Floor		AA		
59	Beth	Lodge	T/Wells	R5-97+	01/01/1993	8.8	8.350	1	8.7	7.500	1	7.8	6.800	3	10.0	8.400	2	31.050	1	
45	Holly	Jennings	L&D	R5-L&D B	R5-97+	01/01/1997	9.2	7.950	3	8.7	6.800	2	8.0	7.250	1	10.0	8.600	1	30.600	2
60	Jessica	Cansdale	Weald	R5-Weald A	R5-97+	01/01/1996	9.2	8.300	2	8.2	6.250	3	7.8	7.100	2	10.0	8.050	3	29.700	3
61	Portia	Chapman-Ludgate	Weald	R5-Weald A	R5-97+	01/01/1997	8.8	7.200	4	7.8	5.100	4	8.0	6.300	4	10.0	7.900	4	26.500	4

R6

No	Name	Club	Team	Comp	DOB	D	Vault		D	Bars		D	Beam		D	Floor		AA		
69	Kelsey	Wells	Meapa	R6	01/01/1996	9.2	7.950	3	8.4	6.800	2	8.0	6.200	2	10.0	8.550	1	29.500	1	
65	Jessica	Meadway	Pegasus	R6	01/01/2000	9.2	8.100	2	8.6	7.450	1	7.8	6.200	2	9.2	7.200	5	28.950	2	
67	Abbie	Langley	Dover	R6-Dover A	R6	01/01/1996	8.8	8.350	1	8.0	5.550	4	8.0	7.000	1	10.0	8.000	2	28.900	3
66	Sophie	Parfitt	Dover	R6-Dover A	R6	01/01/1998	8.8	7.700	5	8.2	6.100	3	8.0	5.500	5	10.0	7.800	3	27.100	4
68	Sophie	Licence	Dover	R6-Dover A	R6	01/01/1995	8.8	7.950	3	8.0	5.100	5	8.0	6.150	4	9.5	7.500	4	26.700	5

SE Region Championships

Women's Artistic



L6-04

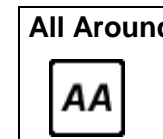
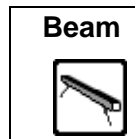
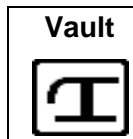
No	Name	Club	Team	Comp	DOB	D	Vault		D	Bars		D	Beam		D	Floor		AA		
80	Sorrell	Kennedy-Dyson	Tolworth	L6-Tolworth A	L6-04	01/01/2004	13.5	12.350	5 =	13.5	12.500	1	13.5	12.600	1 =	13.5	12.000	3	49.450	1
90	Lola	Inglethorpe	L&D	L6-L&D A	L6-04	01/01/2004	13.5	12.350	5 =	13.5	11.800	10	13.5	12.550	3	13.5	11.900	5 =	48.600	2
81	Lydia	Martin	Tolworth	L6-Tolworth A	L6-04	01/01/2004	13.5	12.300	8 =	13.5	12.100	3 =	13.5	12.600	1 =	13.5	11.500	9 =	48.500	3
103	Amanda	Cook	Pegasus	L6-Pegasus A	L6-04	01/01/2004	13.5	12.600	1	13.5	11.400	14 =	13.5	12.250	5 =	13.5	12.200	1	48.450	4 =
73	Bailey	Gillett	Greenhill	L6-Greenhill A	L6-04	01/01/2004	13.5	12.500	2 =	13.5	12.100	3 =	13.5	11.950	10 =	13.5	11.900	5 =	48.450	4 =
91	Lottie	Burgess	L&D	L6-L&D A	L6-04	01/01/2004	13.5	12.500	2 =	13.5	11.700	12	13.5	12.250	5 =	13.5	11.950	4	48.400	5
82	Amelia	Lummis	Tolworth	L6-Tolworth A	L6-04	01/01/2004	13.5	12.350	5 =	13.5	11.850	7 =	13.5	12.450	4	13.5	11.650	8	48.300	7
78	Lily	Foster	Meapa		L6-04	01/01/2004	13.5	12.150	13	13.5	12.050	5	13.5	12.200	7 =	13.5	11.750	7	48.150	8
79	Daya	Matharu	Meapa		L6-04	01/01/2004	13.5	12.250	10 =	13.5	12.000	6	13.5	12.000	9	13.5	11.200	14	47.450	9
70	Lucinda	Evanson- Goddard	Canterbury		L6-04	01/01/2004	13.5	12.300	8 =	13.5	11.350	16	13.5	12.200	7 =	13.5	11.450	11	47.300	10
102	Rosie	Meindl	Deal	L6-Deal A	L6-04	01/01/2004	13.5	12.500	2 =	13.0	10.550	22	13.5	11.750	14 =	13.5	12.050	2	46.850	11
101	Kaitlin	Crocker	Deal	L6-Deal A	L6-04	01/01/2004	13.5	12.000	19	13.5	12.300	2	13.5	11.100	20	13.5	11.350	12 =	46.750	12
89	Willow	Braisby	1066		L6-04	01/01/2004	13.5	12.050	18	13.5	11.850	7 =	13.5	11.800	13	13.5	10.900	17 =	46.600	13
105	Claudia	Parr	Pegasus	L6-Pegasus A	L6-04	01/01/2004	13.5	12.250	10 =	13.5	10.950	20	13.5	11.850	12	13.5	11.350	12 =	46.400	14
95	Libby	Morton	Arun	L6-Arun A	L6-04	01/01/2004	13.5	12.100	14 =	13.5	11.400	14 =	13.5	11.750	14 =	13.5	11.000	15 =	46.250	15
84	Grace	Davison	Tolworth	L6-Tolworth B	L6-04	01/01/2004	13.5	12.100	14 =	13.5	11.050	19	13.5	11.950	10 =	13.5	10.900	17 =	46.000	16
88	Lauren	Venkateswarlu	1066		L6-04	01/01/2004	13.5	11.500	23	13.5	11.750	11	13.5	11.700	16	13.5	11.000	15 =	45.950	17 =
75	Abigail	Carney	T/Wells	L6-T/Wells A	L6-04	01/01/2004	13.5	12.100	14 =	13.5	11.550	13	13.5	10.800	23	13.5	11.500	9 =	45.950	17 =
94	Grace	Markey	Arun	L6-Arun A	L6-04	01/01/2004	10.0	11.750	20 =	13.5	11.850	7 =	13.5	11.500	17 =	13.0	10.700	20	45.800	19
76	Leeoni	Kwayie	T/Wells	L6-T/Wells A	L6-04	01/01/2004	13.5	12.200	12	13.5	11.100	18	13.5	11.500	17 =	13.5	10.750	19	45.550	20
104	Millie	Edwards	Pegasus	L6-Pegasus A	L6-04	01/01/2004	13.5	12.100	14 =	13.5	11.300	17	13.5	11.300	19	13.0	10.500	22	45.200	21
83	Mia	Shingler	Tolworth	L6-Tolworth B	L6-04	01/01/2004	13.5	11.600	22	13.5	10.650	21	13.5	11.050	21 =	13.0	9.850	23	43.150	22
85	Zahra	Abbas	Tolworth	L6-Tolworth B	L6-04	01/01/2004	13.5	11.750	20 =	13.5	9.500	23	13.5	11.050	21 =	13.5	10.600	21	42.900	23
74	Lily	Ellis	T/Wells	L6-T/Wells A	L6-04	01/01/2004	0.0	0.000	24	0.0	0.000	24	0.0	0.000	24	0.0	0.000	24	0.000	24

L6-03

No	Name	Club	Team	Comp	DOB	D	Vault		D	Bars		D	Beam		D	Floor		AA		
92	Isabel	Ostlung	L&D	L6-L&D A	L6-03	01/01/2003	13.5	12.300	4 =	13.5	12.050	5	13.5	12.350	2	13.5	11.750	2	48.450	1
100	Emma	De Kort-Settle	Deal	L6-Deal A	L6-03	01/01/2003	13.5	12.300	4 =	13.5	12.350	1	13.5	11.950	4 =	13.5	11.800	1	48.400	2
97	Molly	Harper	Woking		L6-03	01/01/2003	13.5	12.150	7 =	13.5	12.100	2 =	13.5	11.950	4 =	13.5	11.550	3 =	47.750	3
99	Jazmine	Wratten	Deal	L6-Deal A	L6-03	01/01/2003	13.5	12.400	3	13.5	12.100	2 =	13.5	11.700	8	13.5	11.250	7	47.450	4
77	Ocea	Chapman	T/Wells	L6-T/Wells A	L6-03	01/01/2003	13.5	12.450	1 =	13.5	12.100	2 =	13.5	11.800	6 =	13.0	10.800	11	47.150	5
87	Cassie	Partridge-Jolly	Tolworth	L6-Tolworth A	L6-03	01/01/2003	13.5	12.250	6	13.5	11.050	8	13.5	12.250	3	13.5	11.350	6	46.900	6
86	Isabella	Fraucks	Tolworth	L6-Tolworth B	L6-03	01/01/2003	13.5	12.100	9 =	13.5	10.650	10	13.5	12.500	1	13.5	11.500	5	46.750	7
93	Ellen	Hawley	L&D	L6-L&D A	L6-03	01/01/2003	13.5	12.000	11	13.5	11.500	6	13.0	11.150	11	13.5	11.550	3 =	46.200	8
71	Leah	McDonald	Greenhill	L6-Greenhill A	L6-03	01/01/2003	13.5	12.450	1 =	13.5	10.600	11	13.5	11.800	6 =	13.5	10.950	9 =	45.800	9
72	Hermiore	Paul	Greenhill	L6-Greenhill A	L6-03	01/01/2003	13.5	12.150	7 =	13.5	10.900	9	13.5	11.550	9	13.5	11.100	8	45.700	10
96	Connie	Styles	Arun	L6-Arun A	L6-03	01/01/2003	13.5	12.100	9 =	13.5	11.200	7	13.5	11.200	10	13.5	10.950	9 =	45.450	11

SE Region Championships

Women's Artistic

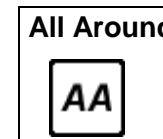

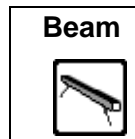
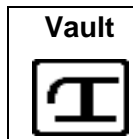


L5-03

No	Name	Club	Team	Comp	DOB	D	Vault		D	Bars		D	Beam		D	Floor		AA		
151	Seia	Kent	Tolworth	L5-Tolworth A	L5-03	01/01/2003	12.4	11.500	1	14.0	12.850	2	13.3	12.850	1	14.4	13.400	1	50.600	1
140	Lucy	McCarthy	Meapa	L5-Meapa A	L5-03	01/01/2003	12.4	10.950	9	14.8	13.700	1	13.3	12.500	3 =	14.3	13.100	5 =	50.250	2
139	McKenzie	Alexander-Reynolds	Meapa	L5-Meapa A	L5-03	01/01/2003	12.4	11.100	5 =	14.2	12.600	4	13.3	12.700	2	14.3	13.250	2	49.650	3
141	Amy	Spaul	Meapa	L5-Meapa A	L5-03	01/01/2003	12.4	11.200	4	14.2	12.350	7	13.2	12.150	7 =	14.3	13.000	7	48.700	4
138	Amy	Lockey	Meapa	L5-Meapa A	L5-03	01/01/2003	12.4	10.700	19 =	14.2	11.350	18 =	13.3	12.500	3 =	14.3	13.200	3 =	47.750	5
152	Natasha	Burgess	Tolworth	L5-Tolworth A	L5-03	01/01/2003	12.4	10.900	10 =	14.1	12.500	5	13.3	12.400	5	13.3	11.900	18 =	47.700	6
137	Sherri	Vine	Meapa		L5-03	01/01/2003	12.4	10.900	10 =	14.1	12.700	3	12.9	11.250	13	13.8	12.400	10	47.250	7
136	Anna	Hughes	Horsham	L5-Horsham A	L5-03	01/01/2003	12.4	11.250	3	14.0	12.450	6	13.3	10.300	18	14.4	13.200	3 =	47.200	8
154	Madison	Hutton	Tolworth	L5-Tolworth A	L5-03	01/01/2003	12.4	11.300	2	13.2	11.350	18 =	13.3	12.250	6	13.8	12.100	12	47.000	9
159	Mia	Stephenson	Greenhill	L5-Greenhill A	L5-03	01/01/2003	12.4	11.000	7 =	14.1	11.500	14 =	13.3	11.650	11 =	14.3	12.600	9	46.750	10
160	Grace	Willard	Kingshill		L5-03	01/01/2003	12.4	10.900	10 =	14.1	12.000	10	12.8	11.650	11 =	13.3	11.950	16 =	46.500	11
153	Lily	Purvis	Tolworth	L5-Tolworth A	L5-03	01/01/2003	12.4	10.800	15 =	13.2	11.500	14 =	13.3	12.150	7 =	13.8	11.900	18 =	46.350	12
130	Emily	Kennedy	Woking	L5-Woking A	L5-03	01/01/2003	12.4	10.650	21 =	14.1	12.200	8	13.3	10.500	16	14.3	12.850	8	46.200	13
133	Scarlett	Cherry	Horsham	L5-Horsham A	L5-03	01/01/2003	12.4	10.900	10 =	13.6	10.400	24 =	13.3	11.950	9	13.8	12.250	11	45.500	14
149	Amie	Anderson	1066		L5-03	01/01/2003	12.4	11.100	5 =	14.2	12.150	9	12.8	10.200	19	13.8	11.750	20	45.200	15
146	Holly	Bevan	Deal		L5-03	01/01/2003	12.4	10.650	21 =	13.1	11.650	13	13.3	11.850	10	13.3	11.000	24 =	45.150	16
116	Molly	Evans	Arun	L5-Arun A	L5-03	01/01/2003	10.0	10.550	24	14.0	11.200	20	13.3	11.000	14	13.8	12.000	14 =	44.750	17
135	Anna	Wilson	Horsham	L5-Horsham A	L5-03	01/01/2003	12.4	10.750	17 =	14.1	10.750	22	12.8	9.950	21 =	14.3	13.100	5 =	44.550	18
145	Niamh	Hough	Deal		L5-03	01/01/2003	12.4	10.900	10 =	13.6	11.700	12	13.3	9.800	23	13.8	12.000	14 =	44.400	19
134	Caitlin	MacGregor	Horsham	L5-Horsham A	L5-03	01/01/2003	12.4	10.350	26	14.2	11.900	11	12.8	9.550	24 =	13.8	12.050	13	43.850	20
144	Ellie	Meindl	Deal		L5-03	01/01/2003	12.4	10.700	19 =	13.1	10.900	21	12.8	9.950	21 =	13.8	11.950	16 =	43.500	21
150	Honor	Homewood	1066		L5-03	01/01/2003	12.4	10.750	17 =	14.2	11.400	17	12.8	9.550	24 =	13.8	11.150	22	42.850	22
131	Fleur	Jenkins	Woking	L5-Woking A	L5-03	01/01/2003	12.4	10.650	21 =	13.6	9.750	26	12.9	10.800	15	13.3	11.550	21	42.750	23
127	Millie	Southon	Dover		L5-03	01/01/2003	12.4	11.000	7 =	13.1	10.650	23	12.9	10.350	17	13.3	10.600	27	42.600	24
113	Jessica	Hodder	L&D	L5-L&D A	L5-03	01/01/2003	12.4	10.800	15 =	13.1	11.500	14 =	12.7	9.050	26	13.3	11.000	24 =	42.350	25
132	Emily	Lord	Horsham		L5-03	01/01/2003	12.4	10.500	25	13.1	10.400	24 =	12.8	10.100	20	12.8	11.100	23	42.100	26
120	Millie	Thompson	Gillingham	L5-Gillingham A	L5-03	01/01/2003	12.4	2.400	27	13.2	8.900	27	13.3	8.000	27	13.3	10.750	26	30.050	27

SE Region Championships

Women's Artistic

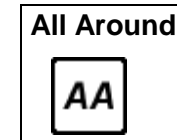
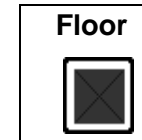
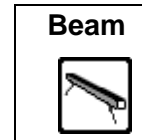
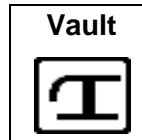


L5-02/01

No	Name	Team	Team	Comp	DOB	D	Vault		D	Bars		D	Beam		D	Floor		AA		
114	Richelle	Navatla	L&D	L5-L&D A	L5-02/01	01/01/2001	12.4	11.500	1	14.1	13.100	1	13.4	10.500	12	14.4	13.750	1	48.850	1
117	Olivia	Kirkwood	Arun	L5-Arun A	L5-02/01	01/01/2001	12.4	11.150	7	14.0	12.600	5	13.2	12.350	1	14.4	12.300	13	48.400	2
128	Isabel	Kidd	Woking	L5-Woking A	L5-02/01	01/01/2001	12.4	11.300	5	14.1	12.450	7	13.5	12.100	2	14.3	12.300	13	48.150	3
142	Annabel	Agba	Pegasus		L5-02/01	01/01/2002	12.4	11.250	6	14.1	12.400	8	13.3	11.750	5	14.4	12.700	9	48.100	4
106	Aeryn	Perkins	Uckfield	L5-Uckfield A	L5-02/01	01/01/2001	12.4	11.450	2	14.3	12.650	3	13.4	10.650	10	14.3	12.900	4	47.650	5
148	Libby	Greenfield	Deal		L5-02/01	01/01/2002	12.4	11.000	11	13.1	11.800	12	13.3	11.950	3	14.3	12.850	7	47.600	6
115	Rosa	Clark	L&D	L5-L&D A	L5-02/01	01/01/2002	12.4	10.950	13	14.1	12.500	6	13.3	11.850	4	13.9	12.200	17	47.500	7
155	Taylor	Gibson	Greenhill	L5-Greenhill A	L5-02/01	01/01/2002	12.4	11.050	10	14.1	12.350	10	13.3	11.050	7	14.3	12.900	4	47.350	8
143	Emily	Pearce	Pegasus		L5-02/01	01/01/2002	12.4	11.450	2	14.1	12.700	2	12.9	10.750	9	13.3	12.100	19	47.000	9
156	Bonnie	Selwood	Greenhill	L5-Greenhill A	L5-02/01	01/01/2002	10.0	10.550	24	14.1	12.100	11	13.3	11.000	8	14.4	13.200	2	46.850	10
107	Megan	Hassall	Uckfield	L5-Uckfield A	L5-02/01	01/01/2002	12.4	11.100	8	14.1	12.650	3	12.8	9.850	18	14.3	12.750	8	46.350	11
157	Freya	Williams	Greenhill	L5-Greenhill A	L5-02/01	01/01/2002	12.4	11.400	4	14.1	11.500	15	13.2	9.600	23	14.3	13.100	3	45.600	12
125	Lucy	Bartlett	Dover	L5-Dover A	L5-02/01	01/01/2002	12.4	10.850	18	14.1	11.700	13	13.5	10.500	12	14.3	12.200	17	45.250	13
129	Lauren	Stapleton	Woking	L5-Woking A	L5-02/01	01/01/2002	12.4	10.850	18	13.2	9.900	25	13.5	11.600	6	14.3	12.900	4	45.250	13
110	Sofia	Davis	Uckfield	L5-Uckfield A	L5-02/01	01/01/2002	12.4	11.000	11	14.2	12.400	8	13.4	9.800	19	13.8	11.950	20	45.150	15
147	Georgia	Reynolds	Deal		L5-02/01	01/01/2002	12.4	10.900	15	13.1	11.700	13	13.3	10.000	15	14.3	12.250	15	44.850	16
123	Lauren	Colquhoun	Dover	L5-Dover A	L5-02/01	01/01/2002	12.4	10.900	15	14.0	11.450	17	12.9	9.900	16	14.3	12.550	10	44.800	17
124	Ella	Kalvaitis	Dover	L5-Dover A	L5-02/01	01/01/2002	12.4	11.100	8	13.1	11.200	18	12.9	10.650	10	13.8	11.650	23	44.600	18
126	Ayse	Murad	Dover	L5-Dover A	L5-02/01	01/01/2002	12.4	10.900	15	14.0	11.500	15	12.9	9.750	20	14.3	12.400	11	44.550	19
111	Ria	Sanderson	Uckfield	L5-Uckfield A	L5-02/01	01/01/2002	12.4	10.950	13	13.2	10.900	21	13.3	9.900	16	13.8	11.900	21	43.650	20
121	Keeley	Haynes	Gillingham	L5-Gillingham A	L5-02/01	01/01/2002	12.4	10.450	25	13.7	11.050	20	13.3	9.250	25	14.3	12.350	12	43.100	21
158	Abi	Webb	Greenhill		L5-02/01	01/01/2002	12.4	10.850	18	13.1	9.950	24	12.7	9.750	20	13.8	12.250	15	42.800	22
119	Amelia	Rishman	Arun	L5-Arun A	L5-02/01	01/01/2002	12.4	10.700	22	13.0	11.150	19	12.6	10.350	14	13.3	10.400	26	42.600	23
122	Faith	Wilks	Gillingham	L5-Gillingham A	L5-02/01	01/01/2002	12.4	10.250	26	13.2	10.200	23	13.4	9.650	22	13.8	11.550	24	41.650	24
112	Erin	Beck	Weald		L5-02/01	01/01/2002	12.4	10.600	23	13.1	9.400	26	12.7	9.500	24	13.3	11.000	25	40.500	25
161	Phoebe	Goldsmith	Canterbury		L5-02/01	01/01/2002	12.4	10.750	21	13.1	10.650	22	12.8	6.750	26	14.3	11.800	22	39.950	26

SE Region Championships

Women's Artistic



L4-02

No	Name	Team	Team	Comp	DOB	D	Vault		D	Bars		D	Beam		D	Floor		AA		
168	Anna	Lewis	Tolworth	L4-Tolworth A	L4-02	01/01/2002	12.4	11.900	1	14.1	12.700	1	12.9	11.950	3	13.5	12.400	2	48.950	1
167	Erifilly	Hionos	Uckfield	L4-Uckfield A	L4-02	01/01/2002	12.4	11.050	7 =	14.0	12.300	2 =	13.9	12.200	1	13.8	12.550	1	48.100	2
197	Aimee	Lyndsell	L&D		L4-02	01/01/2002	12.4	11.400	2	13.9	12.200	4	13.4	12.000	2	13.5	12.100	3	47.700	3
196	Corinna	Towler	Horsham	L4-Horsham A	L4-02	01/01/2002	12.4	11.250	3 =	13.2	12.300	2 =	12.8	10.950	4	12.9	11.900	4	46.400	4
201	Rebecca	Kalli	Meapa	L4-Meapa A	L4-02	01/01/2002	12.4	11.250	3 =	13.1	11.800	5	13.0	10.900	5	13.4	11.500	6	45.450	5
166	Grace	Miller	Pegasus		L4-02	01/01/2002	12.4	11.050	7 =	13.0	11.500	6	13.2	10.650	6	13.5	11.850	5	45.050	6
195	Danielle	Shaw	Woking	L4-Woking A	L4-02	01/01/2002	12.4	11.100	5 =	13.8	11.300	8	13.1	10.200	7	13.5	11.350	7	43.950	7
200	Caitlyn	Firth	Meapa	L4-Meapa A	L4-02	01/01/2002	12.4	11.100	5 =	13.1	11.000	11	12.8	9.800	8	13.4	10.900	9	42.800	8
164	Grace	Eggleston	Deal	L4-Deal A	L4-02	01/01/2002	12.4	10.300	12	13.1	11.400	7	12.8	9.050	10	13.3	10.850	10	41.600	9
165	Poppy	Joannides	Deal	L4-Deal A	L4-02	01/01/2002	12.4	10.900	9	13.1	11.100	9 =	12.9	8.050	13	13.4	11.100	8	41.150	10
198	Jessica	Lawrence	Gillingham	L4-Gillingham A	L4-02	01/01/2002	12.4	10.650	11	13.1	11.100	9 =	12.2	8.250	12	12.9	10.700	11	40.700	11
163	Hannah	Scrivens	Deal	L4-Deal A	L4-02	01/01/2002	12.4	10.850	10	13.0	10.900	12	12.8	8.500	11	12.8	10.000	13	40.250	12
199	Emily	Featherstone	Gillingham		L4-02	01/01/2002	12.4	10.200	13	13.1	9.750	13	12.8	9.200	9	13.4	10.300	12	39.450	13

L4-01

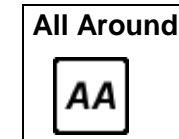
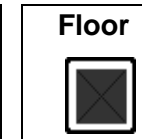
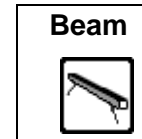
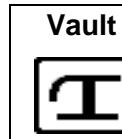
No	Name	Team	Team	Comp	DOB	D	Vault		D	Bars		D	Beam		D	Floor		AA		
189	Madison	Farley	Horsham	L4-Horsham A	L4-01	01/01/2001	12.4	11.650	2	13.1	11.650	3 =	12.8	11.150	2	13.5	11.950	1 =	46.400	1
190	Olivia	Monk	Horsham	L4-Horsham A	L4-01	01/01/2001	13.0	11.200	6	13.9	11.650	3 =	12.9	10.700	4	12.9	11.550	6 =	45.100	2
170	Josie	Grittihs	Pegasus	L4-Pegasus A	L4-01	01/01/2001	12.4	11.800	1	13.9	11.900	2	12.6	9.500	6	13.5	11.700	4 =	44.900	3
177	Katie	Roy	Deal	L4-Deal A	L4-01	01/01/2001	12.4	10.400	11 =	13.0	10.900	10 =	13.1	11.200	1	13.4	11.900	3	44.400	4
172	Lola	Cooper	Pegasus	L4-Pegasus A	L4-01	01/01/2001	12.4	11.550	3	13.0	11.450	6	12.6	9.450	7	13.5	11.700	4 =	44.150	5
194	Molly	Bushell	Greenhill		L4-01	01/01/2001	12.4	11.450	4	13.0	11.100	9	13.1	9.900	5	13.5	11.500	8	43.950	6
171	Jessica	Parr	Pegasus	L4-Pegasus A	L4-01	01/01/2001	12.4	11.300	5	12.9	9.400	14 =	13.1	11.000	3	13.6	11.950	1 =	43.650	7
186	Ellie	Pacey	Arun		L4-01	01/01/2001	12.4	11.100	7	13.0	11.350	7 =	12.4	9.350	8 =	13.4	11.350	9	43.150	8
184	Phoebe	Brankin-Frisby	L&D		L4-01	01/01/2001	12.4	11.000	8	13.2	11.500	5	12.9	8.250	13	13.4	11.550	6 =	42.300	9
178	Bobbi-Jo	Brandy	Dover		L4-01	01/01/2001	13.0	10.500	9 =	13.1	10.900	10 =	12.9	8.150	14	13.4	10.400	12	39.950	10
175	Olwen	Noble	Gillingham	L4-Gillingham A	L4-01	01/01/2001	12.4	10.400	11 =	13.1	11.350	7 =	12.3	8.450	11	12.9	9.700	14	39.900	11
173	Melissa	Collins	Gillingham	L4-Gillingham A	L4-01	01/01/2001	12.4	10.500	9 =	13.1	9.400	14 =	13.6	9.150	10	13.4	10.350	13	39.400	12
174	Elena	Hamblyn	Gillingham	L4-Gillingham A	L4-01	01/01/2001	12.4	10.350	13	13.1	10.400	12	12.7	6.650	15	13.4	11.000	10	38.400	13
192	Hannah	Agboola	Canterbury		L4-01	01/01/2001	12.4	10.250	14	13.0	10.300	13	12.3	8.300	12	12.9	9.500	15	38.350	14
176	Eliesh	Keane	Meapa	L4-Meapa A	L4-01	01/01/2001	0.0	0.000	15	14.0	12.100	1	13.2	9.350	8 =	13.2	10.500	11	31.950	15

L4-00

No	Name	Team	Team	Comp	DOB	D	Vault		D	Bars		D	Beam		D	Floor		AA		
182	Pippa	Earley	Tolworth	L4-Tolworth A	L4-00	01/01/2000	12.4	11.650	3	14.0	12.250	2	13.8	12.300	1	13.5	12.450	1	48.650	1
169	Leia	Desseaux	Pegasus	L4-Pegasus A	L4-00	01/01/2000	12.4	11.500	5	13.9	12.150	3	13.7	12.150	2	13.6	11.250	7	47.050	2
187	Anna	Gibson	Woking	L4-Woking A	L4-00	01/01/2000	12.4	11.150	7	14.0	12.350	1	13.6	11.800	3	13.5	11.300	6	46.600	3
181	Sophie	Gunn	Uckfield	L4-Uckfield A	L4-00	01/01/2000	12.4	11.800	1	14.1	12.050	5 =	12.8	9.750	7	13.6	12.050	3	45.650	4
191	Lea	Pritchard	Horsham	L4-Horsham A	L4-00	01/01/2000	13.0	11.550	4	13.2	12.050	5 =	12.9	9.450	9	13.5	12.100	2	45.150	5
193	Leah	Selwood	Greenhill		L4-00	01/01/2000	13.0	11.400	6	13.0	10.950	9	13.0	10.350	5 =	13.4	12.000	4	44.700	6
188	Chloe	Gibson	Woking	L4-Woking A	L4-00	01/01/2000	12.4	10.900	8	13.9	12.100	4	13.0	10.400	4	13.4	10.950	8	44.350	7 =
183	Brielle	Smidt-Wallis	Tolworth	L4-Tolworth A	L4-00	01/01/2000	12.4	10.750	10	13.0	11.450	7	12.9	10.350	5 =	13.5	11.800	5	44.350	7 =
185	Lucy	Stephenson -Gill	Arun		L4-00	01/01/2000	13.0	11.700	2	13.0	11.200	8	13.0	9.550	8	13.3	10.700	9	43.150	9
179	Madison	Harlow	Dover		L4-00	01/01/2000	13.0	10.850	9	13.1	10.300	10	12.4	7.100	10	12.9	9.550	10	37.800	10

SE Region Championships

Women's Artistic



L3-01

No	Name	Team	Team	Comp	DOB	D	Vault		D	Bars		D	Beam		D	Floor		AA		
205	Maia	Anderson	Tolworth	L3-Tolworth A	L3-01	01/01/2001	14.0	12.050	5	13.0	11.700	1	14.0	13.500	2	13.9	12.650	3	49.900	1
204	Amelia	Montague	Tolworth	L3-Tolworth A	L3-01	01/01/2001	12.4	11.200	8	13.2	11.100	4	14.0	14.100	1	14.0	13.200	1	49.600	2
207	Rachel	Cordel	Woking	L3-Woking A	L3-01	01/01/2001	14.0	12.850	1	14.0	11.400	3	13.7	12.250	4	14.0	12.700	2	49.200	3
206	Sophie	Scott	L&D	L3-L&D A	L3-01	01/01/2001	14.0	12.600	2	12.6	11.600	2	14.0	11.450	5	14.0	11.750	6	47.400	4
208	Zadesha	Thobias	Woking	L3-Woking A	L3-01	01/01/2001	14.0	12.525	3	11.8	10.200	7	14.0	12.550	3	13.7	12.100	5	47.375	5
202	Lara	Stembridge	Greenhill		L3-01	01/01/2001	14.0	12.075	4	12.3	10.550	6	13.5	11.200	6	13.9	12.500	4	46.325	6
210	Isobel	Hillard	Horsham	L3-Horsham A	L3-01	01/01/2001	12.4	11.500	6	12.4	10.650	5	13.3	11.050	7	12.9	11.250	8 =	44.450	7
209	Chloe	Prescott	Horsham	L3-Horsham A	L3-01	01/01/2001	13.0	11.375	7	11.8	9.400	8	13.0	10.300	9	12.9	11.450	7	42.525	8
203	Eve	Hudson	Meapa	L3-Meapa A	L3-01	01/01/2001	12.4	11.100	9	12.3	8.800	9	13.0	10.700	8	13.7	11.250	8 =	41.850	9

L3-00

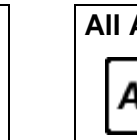
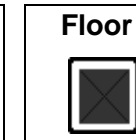
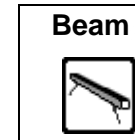
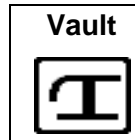
No	Name	Team	Team	Comp	DOB	D	Vault		D	Bars		D	Beam		D	Floor		AA		
216	Lauren	Campbell	Meapa	L3-Meapa A	L3-00	01/01/2000	14.0	12.350	1	13.2	10.850	2	13.7	11.050	4	14.0	11.550	6	45.800	1 =
221	Georgie	Moors	Uckfield		L3-00	01/01/2000	14.2	11.850	3	13.3	10.650	3	13.3	10.900	5	14.0	12.400	2	45.800	1 =
217	Rio	Baker	Meapa	L3-Meapa A	L3-00	01/01/2000	14.0	11.675	5	13.6	11.200	1	13.3	11.200	3	13.7	11.700	4 =	45.775	3
215	Paige	Hewitt	Woking	L3-Woking A	L3-00	01/01/2000	14.0	11.800	4	12.7	9.550	6	13.9	11.750	2	13.1	11.950	3	45.050	4
223	Jessica	Turnbull	Horsham	L3-Horsham A	L3-00	01/01/2000	12.4	10.750	6	13.3	10.450	4	13.6	12.050	1	13.1	11.700	4 =	44.950	5
224	Phebe	Bragg	Tolworth	L3-Tolworth A	L3-00	01/01/2000	12.4	10.675	7	12.8	9.950	5	13.4	10.850	6	14.0	12.950	1	44.425	6
218	Lucy	Pallister	Pegasus		L3-00	01/01/2000	14.2	12.050	2	13.0	8.200	7	13.3	9.750	7	13.4	11.500	7	41.500	7

L3-99

No	Name	Team	Team	Comp	DOB	D	Vault		D	Bars		D	Beam		D	Floor		AA		
214	Natasha	Brewer	Woking	L3-Woking A	L3-99	01/01/1999	12.4	11.450	2	12.7	10.600	2	13.6	11.850	2	13.3	11.500	2	45.400	1
212	Lauren	Jennings	L&D	L3-L&D A	L3-99	01/01/1999	12.4	10.950	4	13.4	10.900	1	13.8	12.400	1	13.7	10.700	4	44.950	2
213	Gemma	Everson	L&D	L3-L&D A	L3-99	01/01/1999	13.0	11.425	3	12.4	8.000	3	13.3	10.250	3	13.9	12.200	1	41.875	3
219	Charlotte	Wroe	Pegasus		L3-99	01/01/1999	13.4	12.025	1	12.4	7.750	4	12.9	8.850	4	12.9	11.200	3	39.825	4

SE Region Championships

Women's Artistic



M4-01/00

No	Name	Team	Team	Comp	DOB	D	Vault		D	Bars		D	Beam		D	Floor		AA		
248	Jade	Dapalma-Gomes	Meapa	M4-01/00	01/01/2001	12.4	11.850	1	13.1	11.100	1	13.3	10.800	3	13.4	11.600	2	45.350	1	
247	Jenna	Pratt	Meapa	M4-01/00	01/01/2001	13.0	11.150	4	13.0	10.900	2	13.4	11.900	1	12.8	10.850	4 =	44.800	2	
240	Kayla	Mills	Greenhill	M4-Greenhill B	M4-01/00	01/01/2000	13.0	11.350	2	13.0	9.550	6	12.2	9.350	5	12.9	12.000	1	42.250	3
241	Emily	Hobbs	Greenhill	M4-Greenhill B	M4-01/00	01/01/2000	13.0	10.650	7	13.0	9.850	5	12.8	9.900	4	12.9	11.500	3	41.900	4
257	Catherine	Oneil	Arun		M4-01/00	01/01/2000	12.4	11.250	3	13.0	10.350	4	12.3	9.100	6	13.3	10.850	4 =	41.550	5 =
242	Katy	Easterbrook	Greenhill	M4-Greenhill B	M4-01/00	01/01/2000	13.0	10.900	6	13.0	10.800	3	12.8	11.550	2	10.9	8.300	7	41.550	5 =
239	Jasmine	Rogers-Mills	Dover		M4-01/00	01/01/2000	13.0	11.150	4	13.1	9.200	7	12.3	8.600	7	12.9	10.400	6	39.350	7

M4-99/98

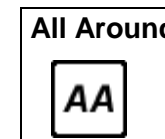
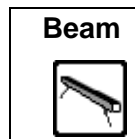
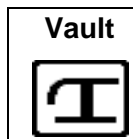
No	Name	Team	Team	Comp	DOB	D	Vault		D	Bars		D	Beam		D	Floor		AA		
254	Holly	Chester	L&D	M4-L&D A	M4-99/98	01/01/1998	13.0	11.550	4	13.2	10.700	3	13.4	11.050	1	13.7	11.700	1	45.000	1
252	Bonny	Mason	Greenhill	M4-Greenhill A	M4-99/98	01/01/1999	13.0	10.750	7	13.0	11.100	1	12.9	10.450	2	12.9	11.650	2 =	43.950	2
243	Sian	Harris	Horsham		M4-99/98	01/01/1999	13.0	11.400	5	13.1	10.850	2	12.8	9.550	4	13.5	11.400	4	43.200	3
246	Issy	Read	TWGC	M4-TWGC A	M4-99/98	01/01/1999	13.0	11.650	2	13.2	9.500	7	13.3	10.350	3	12.9	11.200	7	42.700	4 =
253	Georgia	Radford	Greenhill	M4-Greenhill A	M4-99/98	01/01/1999	13.0	11.100	6	13.0	10.600	4	13.0	9.350	5	13.7	11.650	2 =	42.700	4 =
255	Rebecca	Cutler	L&D	M4-L&D A	M4-99/98	01/01/1999	13.0	11.700	1	13.2	10.450	5	13.2	9.100	6	13.5	11.250	6	42.500	6 =
244	Imogen	Hunt	TWGC	M4-TWGC A	M4-99/98	01/01/1999	13.0	11.650	2	13.1	10.350	6	12.9	9.100	6	12.8	11.400	4	42.500	6 =

M4-97+

No	Name	Team	Team	Comp	DOB	D	Vault		D	Bars		D	Beam		D	Floor		AA		
249	Jade	Halford	Greenhill	M4-Greenhill A	M4-97+	01/01/1994	13.2	11.350	4	13.2	10.800	2 =	12.9	10.600	1	13.7	11.850	2	44.600	1
256	Lydia	Norman	L&D	M4-L&D A	M4-97+	01/01/1997	13.4	11.700	1	13.4	10.600	4	13.4	10.150	2 =	13.8	11.900	1	44.350	2
250	Fabienne	Fuller	Greenhill	M4-Greenhill B	M4-97+	01/01/1997	13.0	11.400	3	13.0	10.800	2 =	12.8	10.150	2 =	13.4	10.800	5	43.150	3
245	Lucy	White	TWGC	M4-TWGC A	M4-97+	01/01/1997	13.0	11.550	2	13.1	9.850	5	12.7	9.700	4	13.3	11.700	3	42.800	4
251	Katie	Osbourne	Greenhill	M4-Greenhill A	M4-97+	01/01/1997	13.0	10.950	5	13.0	10.850	1	12.9	8.200	5	12.9	11.300	4	41.300	5

SE Region Championships

Women's Artistic



L2 in

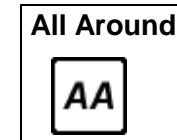
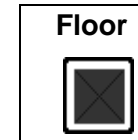
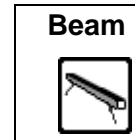
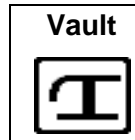
No	Name	Team	Team	Comp	DOB	D	Vault		D	Bars		D	Beam		D	Floor		AA	
229	Abigail	Brooker	Uckfield	L2 in	01/01/2000	14.2	13.100	1	11.6	8.100	4	14.5	12.900	1	14.3	12.800	1	46.900	1
227	Emmeline	Aughilari	Tolworth	L2 in	01/01/2000	14.2	12.350	4	12.8	11.000	1	13.6	11.000	4	13.1	11.550	3	45.900	2 =
226	Xayla-Rae	Alberts	Tolworth	L2 in	01/01/2000	14.0	12.950	2	11.6	9.750	3	12.9	11.400	3	13.1	11.800	2	45.900	2 =
228	Amber	Stevens	Woking	L2 in	01/01/2000	14.0	12.000	5	11.9	10.700	2	14.0	11.750	2	12.8	11.400	4	45.850	4
225	Sophie	Miller	Woking	L2 in	01/01/2000	14.0	12.450	3	11.5	8.100	4	13.1	10.650	5	12.6	10.550	5	41.750	5

L2 Out

No	Name	Team	Team	Comp	DOB	D	Vault		D	Bars		D	Beam		D	Floor		AA	
235	Rhea	Webb	Greenhill	L2 Out	01/01/1998	13.0	11.600	3	13.3	10.300	4	12.7	10.550	1	13.6	12.550	1	45.000	1
238	Bobbi	Evans	Greenhill	L2 Out	01/01/1997	13.4	11.250	7	13.2	11.450	1	12.9	10.350	2	12.8	11.350	6	44.400	2
236	Stephanie	Twyman	Greenhill	L2 Out	01/01/1998	13.0	11.575	4	13.3	10.750	2	12.8	10.250	3	13.1	11.500	3 =	44.075	3
232	Harriet	Day	Pegasus	L2 Out	01/01/1998	14.2	13.050	1	13.2	8.950	8	13.1	9.800	6	13.5	11.450	5	43.250	4
233	Megan	Tomlin	Pegasus	L2 Out	01/01/1998	12.4	11.425	6	13.1	9.150	7	13.3	10.100	4	13.6	12.250	2	42.925	5 =
237	Harley	Bower	Greenhill	L2 Out	01/01/1997	13.0	11.125	8	13.6	10.700	3	12.8	9.600	7	13.0	11.500	3 =	42.925	5 =
234	Alice	Hobday	Horsham	L2 Out	01/01/1998	13.0	11.450	5	12.0	10.000	6	12.6	9.900	5	13.0	11.300	7	42.650	7
231	Hannah	Dunsmore	Uckfield	L2 Out	01/01/1997	13.0	11.750	2	13.0	10.200	5	13.1	8.550	8	13.7	11.250	8	41.750	8

SE Region Championships

Women's Artistic



Esp

No	Name	Team	Team	Comp	DOB	D	Vault		D	Bars		D	Beam		D	Floor		AA		
260	Natasha	Loftus	Meapa	Esp	01/01/1998	13.2	11.550	3 =	12.2	9.700	1	13.4	10.450	1	13.6	10.500	4	42.200	1	
258	Heidi	Chapman	Deal	Esp	01/01/1999	14.2	11.550	3 =	11.2	6.700	3	13.3	10.250	3	13.2	11.200	2	39.700	2	
261	Imogen	Blythe	Uckfield	Esp	01/01/1998	14.2	13.000	1	11.3	4.600	4	12.8	10.400	2	13.6	11.650	1	39.650	3	
259	Rachael	Page	Gillingham	Esp	01/01/1999	14.0	11.950	2	11.3	4.300	5	13.9	10.150	4	13.3	10.600	3	37.000	4	
262	Chloe	Billingham	Horsham	Horsham A	Esp	01/01/1998	12.4	11.550	3 =	11.1	7.200	2	0.0	0.000	5	0.0	0.000	5	18.750	5

Jun

No	Name	Team	Team	Comp	DOB	D	Vault		D	Bars		D	Beam		D	Floor		AA		
267	Iona	Theobald	Horsham	Horsham A	Jun	01/01/1997	14.2	13.100	1	12.8	11.050	1	14.4	11.800	1	14.2	13.100	1	49.050	1
263	Freya	Wood	Deal	Jun	01/01/1996	14.2	12.600	2	12.1	8.400	2	14.1	10.950	2	13.7	10.250	4	42.200	2	
266	Charlotte	Frazer	L&D	Jun	01/01/1996	13.2	12.050	4	11.1	7.600	4	12.6	9.850	3	13.5	11.700	2	41.200	3	
264	Piper	Hudson	Meapa	Jun	01/01/1997	14.2	12.550	3	11.4	7.650	3	13.1	9.600	4	13.7	11.200	3	41.000	4	

Sen

No	Name	Team	Team	Comp	DOB	D	Vault		D	Bars		D	Beam		D	Floor		AA		
269	Phoebe	Stone	Greenhill	Greenhill A	Sen	01/01/1993	14.2	12.950	1	11.8	9.100	1	14.1	9.800	3	13.7	12.350	1	44.200	1
270	Lorissa	Butcher	Greenhill	Greenhill A	Sen	01/01/1994	14.2	12.100	3	11.8	8.850	2	13.7	10.150	2	13.5	11.800	2	42.900	2
271	Anna	Hall	Greenhill	Greenhill A	Sen	01/01/1995	14.2	12.250	2	11.1	7.250	3	13.8	10.550	1	13.1	11.350	3	41.400	3
268	Chloe	Doble	Dover	Sen	01/01/1994	13.4	11.200	4	11.1	6.600	4	13.7	8.500	4	13.0	9.150	4	35.450	4	

Fig Esp

No	Name	Team	Team	Comp	DOB	D	Vault		D	Bars		D	Beam		D	Floor		AA		
273	Heba	Serry	Tolworth	Fig Esp	01/01/1998	14.2	13.050	1	11.8	9.400	2	14.5	11.600	2	13.9	12.100	2	46.150	1	
275	Eleanor	Van Dongen	Horsham	Horsham A	Fig Esp	01/01/1998	14.2	12.750	2	12.2	10.600	1	14.5	10.650	3	13.8	12.000	3	46.000	2
274	Charys	Afflick Straker	Tolworth	Fig Esp	01/01/1998	14.2	11.500	3	12.1	8.750	3	14.8	12.800	1	14.3	12.200	1	45.250	3	

Fig Jun

No	Name	Team	Team	Comp	DOB	D	Vault		D	Bars		D	Beam		D	Floor		AA	
272	Caitlin	Kickham	Uckfield	Fig Jun	01/01/1997	12.4	11.850	1	14.6	7.600	1	14.3	10.750	2	13.2	11.700	1	41.900	1
276	Bethan	Evans	Woking	Fig Jun	01/01/1996	0.0	0.000	2	13.9	6.900	2	15.2	12.150	1	0.0	0.000	2	19.050	2

Fig Sen

No	Name	Team	Team	Comp	DOB	D	Vault		D	Bars		D	Beam		D	Floor		AA		
277	Amy	Middleton	Horsham	Horsham A	Fig Sen	01/01/1995	15.0	13.750	1	14.6	8.600	1	14.6	11.800	1	14.5	11.900	1	46.050	1