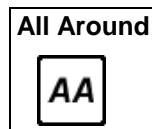

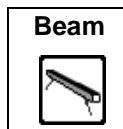
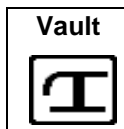


Comp L4L3

Women's Artistic

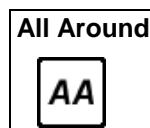

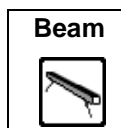
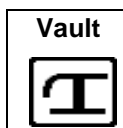


L4

No	Name	Club	Team	Comp	D	Vault	D	Bars	D	Beam	D	Floor	D	Range	AA
57	Rebekkah	Bell	South East	L4	3.5	12.500	3	12.900	1	12.700	1	12.400	1	12.650	1
34	Stephanie	Ponder	East	L4	3.5	12.150	15	12.700	3	12.600	2	12.350	2	12.650	2
32	Erika	Magpantay	East	L4	3.5	12.600	1	12.850	2	12.500	3	12.000	6	11.500	3
18	Christine	Tse	E Midlands	L4	3.5	11.800	31	12.100	15	12.150	7	12.300	3	12.400	4
31	Emma	Hill	East	L4	3.5	12.150	15	12.200	12	12.150	7	11.450	23	12.300	5
56	Erfilly	Hionos	South East	L4	3.5	12.300	8	12.100	15	11.950	12	11.900	9	11.900	6
6	Lauren	All	Wales	L4	3.5	12.100	18	12.550	4	12.050	11	12.100	5	11.250	7
50	Poppy	Fletcher	North West	L4	3.5	12.400	6	12.400	7	12.300	5	11.300	29	11.650	7
48	Ella	Burnett	North West	L4	3.5	11.200	59	12.250	11	12.250	4	11.900	9	12.100	9
33	Marney	Easen	East	L4	3.5	12.450	5	12.500	5	11.050	33	11.650	18	11.850	10
9	Georgia	Wink	Wales	L4	3.5	11.900	27	10.800	55	11.800	16	12.250	4	12.050	11
24	Tia	Andrews	London	L4	3.5	11.750	35	11.750	29	12.150	7	11.750	15	11.050	12
42	Miriam	Lowe	Norfolk	L4	3.5	12.200	12	11.700	31	12.100	10	11.500	41	11.450	15
51	Isla	Warr	North West	L4	3.5	11.800	31	12.150	14	11.200	31	11.900	9	11.150	14
3	Freya	Roberts	South	L4	3.5	11.600	45	11.400	41	11.700	18	11.850	13	11.650	14
55	Safiya	Briscoe-Francis	South East	L4	3.5	11.950	26	11.650	32	11.400	22	11.250	33	11.500	16
37	Larisha	Lee	Heathrow	L4	3.5	11.300	54	12.100	15	12.350	4	11.600	20	10.250	17
39	Chiara	Bunce	Heathrow	L4	3.5	12.000	23	12.100	15	11.400	22	11.450	23	10.600	18
41	Grace	Luckhurst	Norfolk	L4	3.5	11.600	45	11.800	27	11.400	22	11.050	37	11.100	19
8	Macy	Morgan	Wales	L4	3.5	12.300	8	11.850	25	10.700	41	11.450	23	11.000	20
7	Jolie	Ruckley	Wales	L4	3.5	11.900	27	12.400	7	10.350	52	11.650	18	11.050	21
49	Eilee	Cheetham	North West	L4	3.5	11.700	37	11.850	25	11.300	27	11.500	21	10.950	22
35	Kelsey Ann	Moore	City Of Liverpool	L4	3.5	12.050	20	12.450	6	10.100	57	11.700	16	10.950	23
65	Emily	Crocker	City of Bristol	L4	3.5	12.100	18	12.100	15	10.600	47	11.250	33	11.050	24
2	Jamie-Lee	Fantham	South	L4	3.5	12.050	20	11.400	41	11.850	14	11.850	13	9.900	25
12	Courtney	Burton	North	L4	3.5	11.700	37	11.100	49	11.900	13	11.050	37	11.100	26
44	Amelia	Knight	South West	L4	3.5	12.200	12	10.550	64	11.450	21	11.900	9	10.600	27
4	Megan	Splain	South	L4	3.5	12.000	23	12.300	10	11.100	32	12.000	6	9.250	28
45	Emilia-Mae	Lynk	South West	L4	3.5	12.500	3	11.650	32	11.800	16	11.500	21	9.150	29
27	Phoebe	Nicholls	W Midlands	L4	3.5	12.000	23	11.900	21	10.950	35	11.400	27	10.350	29
16	Ella	Morel	E Midlands	L4	3.5	11.300	54	11.400	41	11.300	27	11.300	29	11.100	31
22	Leah	Gordon	London	L4	3.5	12.250	11	10.750	58	11.550	19	10.850	45	10.800	32
10	Anna	Lewis	Tolworth	L4	3.5	12.300	8	11.550	35	11.400	22	11.700	16	9.200	33
23	Stella	Horrell	London	L4	3.5	11.750	35	10.650	62	10.250	54	11.950	8	11.500	34
28	Laura	Beasley	W Midlands	L4	3.5	12.350	7	12.350	9	10.100	57	11.700	49	10.450	35
19	Molly	Williams	E Midlands	L4	3.5	11.300	54	10.950	52	11.850	14	11.000	41	10.850	35
60	Emily	Brenner	Scotland	L4	3.5	11.350	51	11.550	35	10.700	41	11.250	33	10.950	37
59	Leila	Critchett	Portsmouth	L4	3.5	11.700	37	11.900	21	10.200	55	11.450	23	10.500	38
58	Amelia	Rogers	Portsmouth	L4	3.5	11.600	45	11.400	41	11.300	27	11.300	29	10.100	39
25	Jasmine	Doyle	Tameside	L4	3.5	11.400	50	11.550	35	10.400	51	11.050	37	11.300	39
54	Corinna	Towler	South East	L4	3.5	12.150	15	12.200	12	0.7.950	64	11.300	29	12.100	39
43	Jessica	Daykin	South West	L4	3.5	11.150	61	11.450	40	11.400	22	10.350	54	11.300	42
61	Rosa	Holm-Huxley	Scotland	L4	3.5	11.650	43	11.350	45	10.950	35	10.850	45	10.700	43
21	Yaris	Lee	London	L4	3.5	11.700	37	10.700	59	11.300	27	10.800	48	11.000	43
26	Jessica	Clarke	W Midlands	L4	3.5	11.800	31	11.750	29	10.550	49	11.050	37	10.300	45
52	Aysia	Stephens	Llanelli	L4	3.5	11.650	43	11.650	32	10.850	38	10.450	52	10.450	46
64	Hollie	Perkin	South Devon	L4	3.5	12.050	20	12.050	20	10.150	56	10.350	54	10.400	47
63	Laura	Westcott	Froreside	L4	3.5	11.350	51	11.150	47	11.000	34	10.650	50	10.750	48
38	Phoebe	Ruggins	Heathrow	L4	3.5	12.200	12	10.950	52	10.800	39	10.450	52	10.300	49
36	Maisie	Lloyd-Jones	Ville	L4	3.5	11.900	27	11.050	51	11.500	20	9.850	59	10.300	50
20	Taeja	James	Sandbach	L4	3.5	11.350	51	11.100	49	10.700	41	10.900	43	10.500	51
5	Poppy	Wager-Leigh	Berkhamsted	L4	3.5	11.600	45	10.800	55	10.350	52	11.400	27	10.250	52
17	Lauren	Whitehead	E Midlands	L4	3.5	11.200	59	11.200	46	10.500	50	10.900	43	10.350	53
46	Kayley	Sharp	South West	L4	3.5	10.850	65	10.850	54	10.700	41	10.100	58	11.400	54
30	Isobelle	Mould	Warrington	L4	3.5	11.700	37	11.500	38	9.950	59	10.200	56	10.450	55
29	Mia	Galloway	Warrington	L4	3.5	11.150	61	11.800	27	10.700	41	9.800	60	10.200	56
53	Leilani	Thorogood	Daves	L4	3.5	10.900	64	11.900	21	9.650	62	10.500	51	10.650	57
40	Avery	Dunker	Heathrow	L4	3.5	11.850	30	10.800	55	10.600	47	10.850	45	9.350	58
1	Ella	Cummins	South	L4	3.5	11.800	31	11.150	47	10.750	40	11.250	33	8.350	59
15	Emma	Henson	Huddersfield	L4	3.5	11.700	37	11.900	21	2.5.9750	61	8.950	64	10.550	60
13	Mae	Hill	North	L4	3.5	11.450	49	10.700	59	10.950	35	9.750	61	8.800	61
14	Kaia	Stead-Price	City of Leeds	L4	3.5	11.150	61	10.600	63	10.700	41	10.150	57	8.700	62
62	Alisha	Walters	Froreside	L4	3.5	11.300	54	10.700	59	9.850	60	9.700	62	9.500	63
47	Isobel	Hobbs	Abingdon	L4	3.5	12.600	1	11.500	38	7.250	65	9.600	63	9.550	64
11	Katie	Leadbitter	North	L4	3.5	11.300	54	9.450	65	9.150	63	7.250	65	9.950	65

Comp L4L3

Women's Artistic



L3

No	Name	Club	Team	Comp	D	Vault	D	Bars	D	Beam	D	Floor	D	Range	AA		
102	Jessica	Howland	East	L3 East	L3	3.5	12.225	13 = 2.5	11.450	21 = 3.5	12.050	2 = 3.5	11.950	3 = 3.5	12.700	2 = 60.375	1
136	Megan	Parker	E Midlands	L3 E Midlands	L3	3.5	12.100	27 = 3.5	12.550	7 = 3.5	12.100	1 = 3.5	12.250	1 = 3.5	11.250	26 = 60.250	2
134	Maia	Anderson	Tolworth		L3	3.5	12.000	37 = 4.5	13.550	3 = 3.0	10.300	14 = 3.5	11.750	8 = 3.5	12.250	4 = 59.850	3
109	Louise	McColgan	Scotland	L3 Scotland	L3	3.5	12.250	11 = 3.5	12.800	6 = 3.0	11.250	5 = 2.5	10.750	39 = 3.5	12.400	3 = 59.450	4
119	Margaux	Derakhshan	London	L3 London	L3	3.5	12.150	22 = 4.5	13.600	2 = 3.0	10.150	21 = 3.5	12.050	2 = 3.5	11.300	23 = 59.250	5
147	Amelia	Montague	South East	L3 South East	L3	3.5	11.875	43 = 3.5	12.550	7 = 2.5	10.050	24 = 3.5	11.450	16 = 3.5	12.950	1 = 58.875	6
124	Alice	Kinsella	W Midlands	L3 W Midlands	L3	3.5	11.900	42 = 3.5	11.650	19 = 3.5	11.100	3 = 3.5	11.900	5 = 3.5	12.050	5 = 58.600	7
133	Maisie	Methuen	Wales	L3 Wales	L3	3.5	12.375	4 = 3.5	12.550	7 = 3.0	10.250	17 = 3.5	11.850	6 = 3.5	11.550	15 = 58.575	8
153	Leah	Rockett	North	L3 North	L3	3.5	12.325	8 = 3.5	12.000	15 = 3.0	11.000	7 = 3.5	11.600	12 = 3.5	11.500	17 = 58.425	9
106	Jasmine	Harkin	South West	L3 South West	L3	3.5	12.450	2 = 4.5	13.200	4 = 3.0	10.050	24 = 3.5	11.150	27 = 3.5	11.300	23 = 58.150	10
149	Rachel	Cordell	South East	L3 South East	L3	3.5	12.050	32 = 2.5	11.150	28 = 3.0	11.500	3 = 3.5	11.550	13 = 3.5	11.550	15 = 57.800	11
146	Imani	Davis	South East	L3 South East	L3	3.5	12.125	15 = 4.5	13.700	1 = 2.0	9.150	38 = 3.5	11.950	3 = 3.5	10.700	38 = 57.700	12
108	Rowena	Needham	South West	L3 South West	L3	3.5	12.425	3 = 4.5	13.050	5 = 3.0	9.650	29 = 3.5	11.250	22 = 3.5	11.250	26 = 57.625	13
103	Caitin	Baker	East	L3 East	L3	3.5	12.175	18 = 3.5	12.050	14 = 3.0	10.750	9 = 3.5	11.100	30 = 3.5	11.500	17 = 57.575	14
154	Alexandra	Learman	North	L3 North	L3	3.5	12.125	24 = 3.5	11.550	20 = 3.0	10.100	23 = 3.5	11.650	11 = 3.5	11.750	8 = 57.175	15
130	Emily	Thomas	Wales	L3 Wales	L3	3.5	12.475	1 = 2.5	11.300	24 = 3.0	10.250	17 = 3.5	11.550	13 = 3.5	11.250	26 = 56.825	16
155	Latalia	Bevan	St Tydfil		L3	3.5	12.200	15 = 2.5	10.600	42 = 3.0	11.300	4 = 3.0	10.950	33 = 3.5	11.600	11 = 56.650	17
125	Honour	Sheard	Tamworth		L3	3.5	12.125	24 = 3.5	12.300	12 = 2.5	10.400	12 = 3.5	11.150	27 = 3.5	10.600	39 = 56.575	18
121	Ellesse	Oates	W Midlands	L3 W Midlands	L3	3.5	12.125	24 = 3.5	12.000	15 = 3.0	10.200	20 = 3.5	11.250	22 = 3.5	10.900	32 = 56.475	19
101	Karis	Maskell	East	L3 East	L3	3.5	12.350	7 = 2.5	11.450	21 = 3.0	10.900	8 = 3.5	11.850	7 = 3.5	9.600	51 = 56.150	20
148	Meilisa Bo	Abram Foster	South East	L3 South East	L3	3.5	12.375	4 = 3.5	12.550	7 = 2.0	8.600	44 = 3.5	10.850	36 = 3.5	11.600	11 = 55.975	21
105	Lydia	Baker	South West	L3 South West	L3	3.5	11.875	43 = 2.5	10.750	40 = 3.0	10.250	17 = 3.5	11.700	9 = 3.5	11.200	29 = 55.775	22
152	Jade	Hepple	North	L3 North	L3	3.5	12.100	27 = 3.5	12.350	11 = 3.0	9.400	34 = 3.5	10.500	42 = 3.5	11.400	21 = 55.750	23
104	Laura	Cooke	East	L3 East	L3	3.5	12.250	11 = 3.5	11.750	17 = 2.5	9.850	28 = 3.5	11.550	13 = 3.5	10.250	44 = 55.650	24
110	Lucy	Orr	Scotland	L3 Scotland	L3	3.5	12.050	32 = 2.5	11.250	26 = 3.0	9.450	32 = 3.5	11.250	22 = 3.5	11.500	17 = 55.500	25
115	Carly	Briggs	North West	L3 North West	L3	3.5	12.325	8 = 2.5	10.450	45 = 3.0	10.300	14 = 3.5	10.750	39 = 3.5	11.500	17 = 55.325	26
151	Dena	Kirk	North	L3 North	L3	3.5	12.050	32 = 2.5	9.900	49 = 3.0	10.400	12 = 3.5	11.150	27 = 3.5	11.600	11 = 55.100	27
135	Georgia	Wallace	E Midlands	L3 E Midlands	L3	3.5	12.075	29 = 2.5	11.050	30 = 2.5	9.000	39 = 3.5	11.450	16 = 3.5	11.300	23 = 54.875	28
150	Amy	Tivey	Unattached		L3	3.5	12.175	18 = 2.5	11.300	24 = 1.5	9.200	36 = 2.5	10.350	44 = 3.5	11.650	10 = 54.675	29
122	Rebecca	Jones	W Midlands	L3 W Midlands	L3	3.5	12.150	22 = 3.5	11.700	18 = 2.5	9.550	31 = 3.5	11.000	31 = 3.5	10.200	46 = 54.600	30 =
126	Rachel	Fraser	City of Birmingham		L3	3.5	12.000	37 = 2.5	9.700	50 = 3.0	10.050	24 = 3.5	11.700	9 = 3.5	11.150	30 = 54.600	30 =
107	Shannon	Witcher	South West	L3 South West	L3	3.5	11.775	49 = 2.5	10.950	35 = 3.0	10.650	10 = 3.5	10.300	48 = 3.5	10.800	33 = 54.475	32
114	Bethan	Swann	North West	L3 North West	L3	3.5	12.375	4 = 3.5	11.050	30 = 3.0	10.150	21 = 3.5	10.350	44 = 3.5	10.350	42 = 54.275	33
156	Farah	Daines	Waveney		L3	3.5	12.300	10 = 3.5	11.250	26 = 1.5	8.150	47 = 3.5	11.450	16 = 3.5	10.750	36 = 53.900	34
123	Hannah	May Leeson	W Midlands	L3 W Midlands	L3	3.5	11.850	46 = 2.5	10.950	35 = 3.0	8.750	43 = 3.5	10.400	43 = 3.5	11.850	7 = 53.800	35
113	Olivia	Williams	North West	L3 North West	L3	3.5	12.000	37 = 2.5	10.350	47 = 3.0	10.550	11 = 3.5	10.350	44 = 3.5	10.350	42 = 53.600	36
118	India	Sale	London	L3 London	L3	3.5	11.875	43 = 2.5	11.000	32 = 2.5	9.300	35 = 3.5	11.350	19 = 3.5	10.050	50 = 53.575	37
127	Eleanor	Parsons	Norfolk		L3	3.5	12.175	18 = 3.5	12.250	13 = 1.5	7.550	50 = 3.5	10.100	49 = 3.5	11.350	22 = 53.425	38
116	Lucy	Stanhope	North West	L3 North West	L3	3.5	11.825	48 = 2.5	8.600	52 = 2.5	10.300	14 = 3.5	11.000	31 = 3.5	11.600	11 = 53.325	39 =
132	Claudia	Parson	Wales	L3 Wales	L3	3.5	11.925	40 = 2.5	11.150	28 = 0.0	7.100	52 = 3.5	11.200	25 = 3.5	11.950	6 = 53.325	39 =
131	Nia	Eales	Wales	L3 Wales	L3	3.5	12.075	29 = 2.5	11.000	32 = 2.5	9.950	27 = 3.5	11.350	19 = 3.5	8.850	52 = 53.225	41
139	Olivia	Rabaiotti	Somersault		L3	3.5	12.075	29 = 2.5	10.850	38 = 2.5	8.450	45 = 3.5	11.200	25 = 3.5	10.500	40 = 53.075	42 =
111	Hayley	Bell	Scotland	L3 Scotland	L3	3.5	12.175	18 = 2.5	10.700	41 = 2.5	9.650	29 = 2.5	9.400	52 = 3.5	11.150	30 = 53.075	42 =
112	Hannah	Peggs	Redcar		L3	3.5	11.925	40 = 2.5	10.450	45 = 3.0	9.450	32 = 3.5	10.800	38 = 3.5	10.200	46 = 52.825	44
143	Inarah	Manji	South	L3 South	L3	3.5	12.025	35 = 2.5	11.350	23 = 2.5	6.650	53 = 3.5	10.850	36 = 3.5	11.750	8 = 52.625	45
144	Sophie	Bryant	Fromeside		L3	3.5	11.725	50 = 2.5	10.550	44 = 2.0	8.800	42 = 3.5	10.950	33 = 3.5	10.250	44 = 52.275	46
117	Kira	Cosgrove	London	L3 London	L3	3.5	11.300	52 = 2.5	10.800	39 = 2.5	9.200	36 = 3.5	10.000	51 = 3.5	10.800	33 = 52.100	47
137	Sian	Shuttleworth	E Midlands	L3 E Midlands	L3	3.5	12.025	35 = 2.5	10.900	37 = 1.5	8.000	48 = 3.5	10.350	44 = 3.5	10.150	48 = 51.425	48
138	Lucy	Valentine	E Midlands	L3 E Midlands	L3	3.5	12.200	15 = 1.5	8.650	51 = 1.5	8.450	45 = 3.5	10.700	41 = 3.5	10.800	33 = 50.800	49
145	Jaime	Wall	Fromeside		L3	3.5	11.475	51 = 2.5	11.000	32 = 2.0	7.450	51 = 2.5	10.050	50 = 3.5	10.750	36 = 50.725	50
128	Charlotte	Glenn	Appley Bridge		L3	3.5	11.200	53 = 2.5	10.300	48 = 2.5	8.950	41 = 2.5	9.250	53 = 3.5	10.400	41 = 50.100	51
141	Holly	Tyson	South	L3 South	L3	3.5	11.850	46 = 2.5	10.600	42 = 2.0	9.000	39 = 3.5	11.300	21 = 3.5	6.450	53 = 49.200	52
142	Bethany	Thurgood	South	L3 South	L3	3.5	12.225	13 = 2.5	8.150	53 = 2.0	7.600	49 = 3.5	10.900	35 = 3.5	10.150	48 = 49.025	53