

## 2018 BG Age Groups 432 Results

**L3**

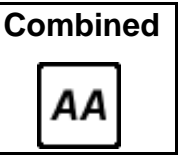
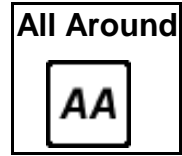

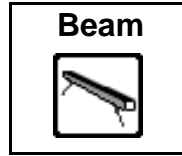
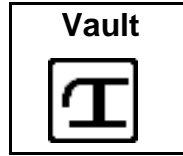
Team	VT	UB	BB	FX	Total	Posn					
L3-East	38.525	37.500	37.150	35.850	149.025	1	Ellie Cornforth	Grace Wardley	Ellen Symonds	Asia-Li Pink	Sadie Mckenna
L3-South	38.050	35.800	36.750	36.200	146.800	2	Olivia Kenny	Tiegan Trafford	Sienna Rishman	Sonia Runcianu	Amelie Bowles
L3-Wales	38.250	35.150	37.400	35.600	146.400	3	Morven Donohoe	Scarlett Chunqin Lin	Zoe Robinson	Francesca Braunerova	Ella De Vera
L3-South East	37.775	33.100	37.300	35.100	143.275	4	Farah Rothwell	Ema Grace Kandalova	Brooke Stocker	Tabitha Lees	Chelsea Ervin
L3-South West	36.275	34.400	33.850	35.750	140.275	5	Leanne Cuff	Alexa Evans	Maya Jakubowski	Abigail Martin	
L3-North West	37.250	32.450	35.150	33.800	138.650	6	Amber Meadow	Cherry Passmore	Poppy Blair	Evie Breen	Annabel Carling
L3-Scotland	37.250	32.450	34.000	34.350	138.050	7	Phoebe Cameron	Casey Reid	Abigail Cochrane	Ava Macfarlane	Isla Mcgregor
L3-West Midlands	36.050	30.550	33.100	32.550	132.250	8	Laura Szabo	Lina Tounsi	Daniella Hurwood	Abbie Ogram	Holly Saunders
L3-London	36.550	27.550	33.200	32.750	130.050	9	Maizie Dubis	Teja Patel	Summer Samuels		
L3-East Midlands	24.600	21.800	17.050	23.050	86.500	10	Mia Hancox	Anashe Rugoyi	Bethany Rayment	Mia Bacon	

**L4**

Team	VT	UB	BB	FX	Total	Posn					
L4-Wales	41.300	39.300	38.450	35.600	154.650	1	Jemima Taylor	Ellie Lewis	Mercedes Anderson	Millie-Rose Williams	Ffion Burgum
L4-East Midlands	40.300	39.600	36.500	35.500	151.900	2	Scarlett Bullock	Frances Stone	Esmé Griffiths	Olivia Clarke	Charlotte Cooke
L4-South West	39.300	38.550	36.850	35.550	150.250	3	Tahlia Wyatt	Poppy Harris	Ruby Robinson	Shantae-Eve Amankwaah	Lissie Ford
L4-North West	40.800	37.500	35.250	35.050	148.600	4 =	Mariella Mapstone	Orlaith Odudu	Talia Clark	Charlotte Barry	Zara Tonye
L4-London	39.300	39.250	35.400	34.650	148.600	4 =	Rosie Lewis	Amy Lay	Maria Le	Afrinya Decardi-Nelson	Gracie-Jane Prosser
L4-East	39.250	38.700	35.200	35.150	148.300	6	Ocean-Raine Ross	Aaliyah Manning	Aniya Barrado	Elsie Shepherd	Lois Drummond
L4-South East	39.400	36.600	34.450	35.000	145.450	7	Arabella Aston	Georgia Stables	Amelie Beadle-Gates	Annabella Higgins	Amy Hoffges
L4-Scotland	38.500	37.600	34.000	34.450	144.550	8	Alexis Meikle	Brooke Evans	Lisa Mcmonagle	Katie Dobson	Summer Gordon
L4-North	38.050	38.050	34.600	33.550	144.250	9	Eva-Mae Seed	Keira Pedelty	Arianna Corr	Billie Netherton	Millie Walton
L4-South	39.100	36.350	33.100	34.750	143.300	10	Corinna Gooderham	Julia Hornik	Paula Capas	Zennor Tejani	Kimberley Bartholomew
L4-West Midlands	38.600	36.450	31.800	32.200	139.050	11	Martha Sidaway	Kenyah Reddin	Erin Hawkins	Grace Mccollin	Lara Tilyard
L4-Yorkshire	38.400	33.750	32.000	34.250	138.400	12	Lily Newton	Milana Bulgin	Lexi Mortimer	Leila Lih	Claire Zeng

# 2018 BG Age Groups 432

## Women's Artistic

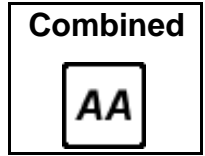
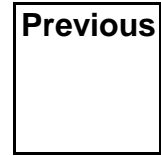
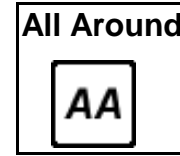
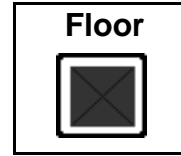
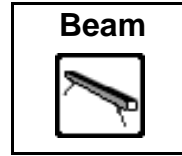
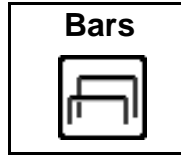
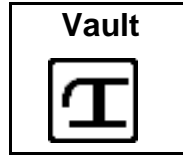


L3

No	Name	Club	Comp	D	VT		D	UB		D	BB		D	FX		AA		Prev Score	Combined	
6	Scarlett	Chunqin Lin	Wales	L3	12.775	6 =	3.7	13.150	1	3.6	13.050	1	3.9	12.300	2	51.275	1	64.500	115.775	1
25	Grace	Wardley	East	L3	13.025	2	3.5	12.650	3 =	4.2	12.750	2	3.7	11.750	11 =	50.175	2	63.325	113.500	2
36	Sonia	Runcianu	South	L3	12.525	15 =	3.3	12.350	6	3.4	12.500	5 =	3.8	12.350	1	49.725	3	61.900	111.625	4
34	Tiegan	Trafford	South	L3	12.725	9	3.6	12.550	5	4.1	12.200	10 =	3.9	12.200	3	49.675	4	63.300	112.975	3
26	Ellen	Symonds	East	L3	12.525	15 =	3.6	11.700	11	4.1	12.450	7	3.5	12.050	4 =	48.725	5	61.325	110.050	5
27	Asia-Li	Pink	East	L3	12.575	13	3.7	12.100	7	3.8	11.950	15	3.7	12.050	4 =	48.675	6	55.800	104.475	16 =
24	Ellie	Cornforth	East	L3	12.925	3	3.6	12.750	2	3.9	11.000	26 =	3.5	11.600	16 =	48.275	7	60.925	109.200	7
44	Tabitha	Lees	South East	L3	12.525	15 =	3.2	11.750	10	3.7	12.350	8 =	3.4	11.600	16 =	48.225	8	61.150	109.375	6
41	Farah	Rothwell	South East	L3	12.750	8	3.2	10.750	18 =	3.9	12.600	3 =	3.8	12.000	7	48.100	9	60.050	108.150	10
40	Mia	Bacon	East Midlands	L3	12.175	25	3.5	11.850	8	4.5	12.500	5 =	3.7	11.450	24 =	47.975	10	60.525	108.500	8
12	Maya	Jakubowski	South West	L3	12.125	26 =	3.3	12.650	3 =	3.4	11.500	20	3.4	11.550	20 =	47.825	11	34.200	82.025	22
33	Olivia	Kenny	South	L3	12.800	5	2.2	10.900	17	3.7	12.050	14	3.5	11.650	15	47.400	12	56.825	104.225	19
8	Francesca	Braunerova	Wales	L3	12.850	4	2.3	10.700	20 =	3.6	12.150	12	3.4	11.550	20 =	47.250	13	59.600	106.850	12
18	Evie	Breen	North West	L3	12.550	14	3.4	11.800	9	3.6	11.900	16	2.9	10.950	29 =	47.200	14	61.100	108.300	9
5	Morven	Donohoe	Wales	L3	12.625	11	3.3	10.700	20 =	3.6	12.100	13	3.3	11.750	11 =	47.175	15	0.000	47.175	29
7	Zoe	Robinson	Wales	L3	12.475	19 =	3.3	11.300	13 =	3.6	12.200	10 =	3.1	10.950	29 =	46.925	16	0.000	46.925	30
42	Ema	Grace Kandalova	South East	L3	12.500	18	3.3	10.050	26 =	3.6	12.350	8 =	3.5	11.450	24 =	46.350	17	0.000	46.350	31
17	Poppy	Blair	North West	L3	12.650	10	2.3	9.900	30	4.1	12.600	3 =	2.8	11.100	27 =	46.250	18	0.000	46.250	32
13	Abigail	Martin	South West	L3	12.125	26 =	3.3	11.300	13 =	3.6	10.650	31 =	3.7	11.850	8 =	45.925	19 =	57.800	103.725	20
28	Phoebe	Cameron	Scotland	L3	12.475	19 =	2.3	11.200	15 =	3.2	11.000	26 =	3.4	11.250	26	45.925	19 =	58.550	104.475	16 =
32	Ava	Macfarlane	Scotland	L3	12.000	32	2.3	11.200	15 =	3.8	11.200	23 =	3.5	11.500	22 =	45.900	21	0.000	45.900	33
11	Alexa	Evans	South West	L3	11.900	34 =	3.2	10.450	25	3.5	11.300	22	3.4	12.050	4 =	45.700	22	59.975	105.675	14
14	Amelie	Bowles	Bulmershe	L3	13.125	1	3.3	11.600	12	3.4	9.200	36	3.7	11.750	11 =	45.675	23	61.575	107.250	11
29	Casey	Reid	Scotland	L3	12.775	6 =	2.2	9.450	35 =	3.6	11.800	17 =	3.4	11.600	16 =	45.625	24	57.025	102.650	21
1	Laura	Szabo	West Midlands	L3	12.125	26 =	2.1	10.600	22 =	3.4	11.800	17 =	3.8	10.800	33 =	45.325	25	0.000	45.325	34
43	Brooke	Stocker	South East	L3	12.400	22	2.2	10.600	22 =	3.1	10.700	30	3.6	11.500	22 =	45.200	26 =	59.100	104.300	18
16	Cherry	Passmore	North West	L3	12.050	30	2.4	10.750	18 =	3.9	10.650	31 =	3.6	11.750	11 =	45.200	26 =	59.350	104.550	15
23	Summer	Samuels	London	L3	12.600	12	2.2	9.850	31	4.0	11.550	19	3.7	11.100	27 =	45.100	28	0.000	45.100	35
10	Leanne	Cuff	South West	L3	12.025	31	2.3	9.500	34	3.6	11.050	25	3.4	11.850	8 =	44.425	29	61.750	106.175	13
3	Daniella	Hurwood	West Midlands	L3	12.100	29	2.1	10.500	24	3.2	11.200	23 =	2.8	10.350	38	44.150	30	0.000	44.150	36
22	Teja	Patel	London	L3	12.275	24	2.0	9.700	32	3.5	10.300	33	3.6	11.800	10	44.075	31	0.000	44.075	37
30	Abigail	Cochrane	Scotland	L3	11.950	33	2.0	10.050	26 =	3.4	11.000	26 =	2.9	10.900	32	43.900	32	0.000	43.900	38

# 2018 BG Age Groups 432

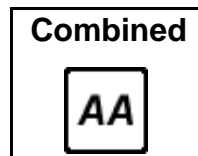
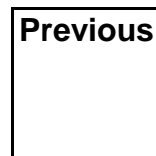
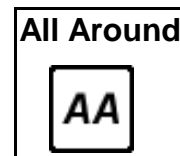
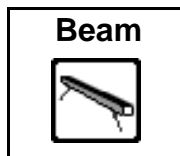
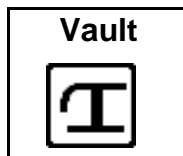
## Women's Artistic



35	Sienna	Rishman	South	L3	12.375	23	1.8	9.200	37 =	2.9	10.800	29	3.6	10.600	36	42.975	33	0.000	42.975	39
2	Lina	Tounsi	West Midlands	L3	11.750	38	1.5	9.450	35 =	3.2	10.100	34	3.3	10.950	29 =	42.250	34	0.000	42.250	40
19	Summer	Sutton	Yorkshire	L3	11.700	39	1.5	10.050	26 =	3.1	9.150	37	3.1	10.650	35	41.550	35	0.000	41.550	41
9	Eibhlín	O'Neill	Splits & Flips Gymnastics	L3	11.875	36	2.0	9.200	37 =	3.4	9.900	35	3.1	10.550	37	41.525	36	0.000	41.525	42
21	Maizie	Dubis	London	L3	11.675	40	1.7	8.000	40	2.8	11.350	21	2.6	9.850	39	40.875	37	0.000	40.875	43
15	Amber	Meadow	North West	L3	11.900	34 =	1.5	9.600	33	2.5	9.050	38	3.3	9.500	40	40.050	38	0.000	40.050	44
201	Holly	Saunders	West Midlands	L3	11.825	37	1.5	8.850	39	3.3	8.500	39	3.3	10.800	33 =	39.975	39	0.000	39.975	45
37	Mia	Hancox	East Midlands	L3	12.425	21	2.3	9.950	29	2.6	4.550	40	3.4	11.600	16 =	38.525	40	0.000	38.525	46

# 2018 BG Age Groups 432

## Women's Artistic

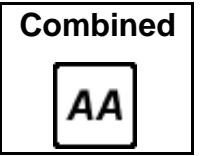
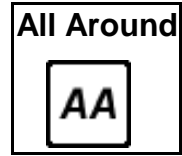

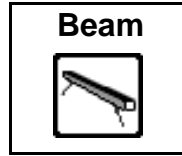
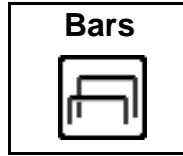
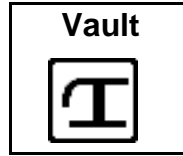


L2

No	Name	Club	Comp	D	VT		D	UB		D	BB		D	FX		AA		Prev Score	Combined	
54	Meliyah	Baker	Phoenix	L2	13.400	2	3.9	13.150	3	4.2	12.650	3	4.3	12.950	2 =	52.150	1	58.350	110.500	6
55	Layla	Starkie	Pen-Y-Bont	L2	12.550	6	4.0	13.200	2	4.6	13.450	1	3.9	12.500	6	51.700	2	61.000	112.700	3
52	Lilli-Clo	Thorp-Richens	Aylesbury	L2	12.775	4	4.0	13.250	1	4.1	12.400	6 =	4.0	13.000	1	51.425	3	59.650	111.075	5
50	Alina	Ciausiu	The Norfolk Academy	L2	12.975	3	3.9	12.900	5	3.6	11.900	10	4.3	12.750	5	50.525	4	62.700	113.225	1
63	Sophie	O'Flaherty	Hendon	L2	12.275	12	3.8	12.650	6	4.1	12.400	6 =	3.7	12.950	2 =	50.275	5	62.475	112.750	2
69	Beatrice	Hill	Notts	L2	12.425	9	3.7	12.300	8	4.4	12.900	2	4.2	12.350	7	49.975	6	61.250	111.225	4
57	Mabelle	Dawson	City Of Manchester	L2	12.500	7 =	3.9	11.200	15	4.3	12.500	4	4.0	12.800	4	49.000	7	60.650	109.650	7
70	Grace	Davies	Notts	L2	12.325	11	3.8	12.050	9	4.2	12.450	5	3.3	10.950	27 =	47.775	8	60.600	108.375	8 =
81	Milli	De O'Hara	Hamilton	L2	12.250	13 =	3.6	11.600	13	3.5	11.600	12 =	3.7	11.350	18 =	46.800	9 =	0.000	46.800	32
79	Grace	Dickinson	City Of Preston	L2	11.700	24	3.7	11.700	12	3.8	11.550	15	4.1	11.850	11 =	46.800	9 =	58.000	104.800	14 =
61	Annais	Ornella Muteba	Cardiff Central	L2	13.600	1	4.2	13.000	4	4.2	9.150	34	3.0	10.450	30 =	46.200	11	62.175	108.375	8 =
45	Casey	McEnteggart	Europa	L2	11.825	21	3.7	11.450	14	4.3	11.300	18 =	3.8	11.550	17	46.125	12	62.200	108.325	10
49	Felicity	Ayres	Falcons	L2	12.000	19	2.7	11.900	10 =	3.5	10.850	23	3.0	11.350	18 =	46.100	13	57.625	103.725	18
74	Kirsten	Jonker	Portsmouth	L2	11.000	33	3.9	12.350	7	3.9	10.950	21 =	3.8	11.650	14 =	45.950	14	60.625	106.575	11
47	Darcy	Butler	Europa	L2	12.125	17	2.4	10.100	22	3.2	11.600	12 =	3.7	11.950	10	45.775	15	59.025	104.800	14 =
65	Sienna	Goodwin	South Essex	L2	12.050	18	1.8	9.300	29	4.4	12.400	6 =	3.8	12.000	8 =	45.750	16	58.075	103.825	17
46	Cienna	Kwayie	Europa	L2	10.850	34	3.7	11.900	10 =	3.0	10.700	24	3.6	11.850	11 =	45.300	17	59.875	105.175	12
62	Evie	Flage-Donovan	Cardiff Central	L2	12.400	10	2.6	9.400	27 =	4.0	12.200	9	3.1	11.250	21	45.250	18	56.250	101.500	22
82	Madison	Morgan	The Academy	L2	12.725	5	2.5	10.200	20 =	4.5	11.800	11	4.0	10.450	30 =	45.175	19	59.900	105.075	13
48	Rosie	Greer	Abingdon	L2	11.675	25	2.5	10.050	23 =	4.3	11.400	17	3.8	11.850	11 =	44.975	20	57.225	102.200	20
76	Evie	Goodbold	Gymmagic	L2	12.250	13 =	1.9	11.150	16	3.2	10.050	26	3.7	11.200	22	44.650	21	55.025	99.675	24
51	Georgie	Slack	Uttoxeter	L2	11.500	26	2.4	10.200	20 =	4.3	11.300	18 =	3.8	11.300	20	44.300	22	0.000	44.300	33
58	Tilly	Wright	Robin Hood	L2	12.175	16	2.7	10.050	23 =	4.5	10.950	21 =	3.9	11.000	26	44.175	23	60.150	104.325	16
78	Aimee	Glenn	City Of Preston	L2	12.500	7 =	2.5	9.950	26	3.2	10.500	25	3.7	11.050	23 =	44.000	24	58.875	102.875	19
71	Emily	Gorman	De Mond	L2	11.450	27	2.5	10.000	25	4.0	11.450	16	3.1	10.950	27 =	43.850	25	58.300	102.150	21
67	Courtney	Dunbar	Dynamic	L2	12.225	15	1.0	10.450	19	3.9	9.550	31	4.1	11.600	16	43.825	26	55.300	99.125	25
64	Madeleine	Dodd	Leatherhead & Dorking	L2	11.950	20	1.7	8.200	34	4.2	11.600	12 =	3.8	12.000	8 =	43.750	27	57.350	101.100	23
66	Faye	Ross	Swansea	L2	11.725	22 =	2.5	10.500	18	3.7	9.700	29	3.6	11.650	14 =	43.575	28	55.525	99.100	26
59	Hannah	Connell	City Of Glasgow	L2	11.200	30	0.9	9.250	30	2.9	10.000	27	3.6	11.050	23 =	41.500	29	0.000	41.500	34
77	Leyla	Gellan	Gymmagic	L2	11.350	29	1.8	9.400	27 =	2.6	9.450	32	3.7	11.050	23 =	41.250	30	49.900	91.150	30
72	Molly	Symonds	Dynamo	L2	11.100	32	3.7	10.800	17	3.8	9.200	33	3.4	9.900	33	41.000	31	55.250	96.250	28
60	Natalie	Scott	City Of Glasgow	L2	11.125	31	1.0	8.300	33	3.5	11.000	20	3.4	10.400	32	40.825	32	0.000	40.825	35
80	Jane	Howard	Diamonds	L2	11.375	28	1.9	8.750	31	2.8	9.650	30	3.3	10.500	29	40.275	33	52.250	92.525	29
53	Lola	Rose Voss	Aylesbury	L2	11.725	22 =	1.9	8.650	32	3.1	9.800	28	2.1	8.000	34	38.175	34	59.750	97.925	27

# 2018 BG Age Groups 432

## Women's Artistic

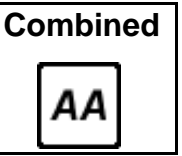
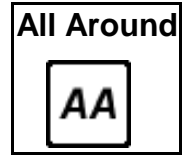

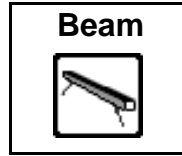
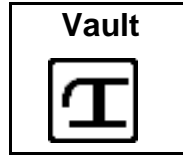


L4

No	Name	Club	Comp	D	VT		D	UB		D	BB		D	FX		AA		Prev Score	Combined		
119	Esme	Griffiths	East Midlands	L4	4.0	13.550	10 =	3.6	14.300	1	3.5	12.450	4 =	3.6	12.100	2	52.400	1	63.275	115.675	2
105	Ellie	Lewis	Wales	L4	4.0	13.600	8 =	3.1	13.000	9 =	3.6	13.300	1	3.0	11.650	15 =	51.550	2	60.975	112.525	10
94	Ruby	Robinson	South West	L4	4.0	13.650	6 =	3.2	13.250	5	3.5	12.800	2	3.1	11.650	15 =	51.350	3	63.400	114.750	5
213	Ffion	Burgum	Wales	L4	4.0	13.850	1	3.1	12.950	12 =	3.5	12.700	3	3.2	11.700	10 =	51.200	4 =	63.150	114.350	7
104	Jemima	Taylor	Wales	L4	4.0	13.700	3 =	3.1	13.000	9 =	3.5	12.450	4 =	3.1	12.050	3 =	51.200	4 =	63.375	114.575	6
85	Maria	Le	London	L4	4.0	13.550	10 =	3.4	13.550	2	3.4	12.450	4 =	2.9	11.500	25 =	51.050	6	63.850	114.900	4
89	Aniya	Barrado	East	L4	4.0	13.550	10 =	3.3	13.150	6	3.7	11.800	14 =	3.1	11.650	15 =	50.150	7	63.325	113.475	8
107	Millie-Rose	Williams	Wales	L4	4.0	13.750	2	3.3	13.300	3 =	3.4	11.150	28	3.0	11.850	7	50.050	8 =	61.975	112.025	11
88	Aaliyah	Manning	East	L4	4.0	13.000	16 =	3.3	13.050	7 =	4.0	12.100	10 =	3.4	11.900	6	50.050	8 =	65.075	115.125	3
218	Zara	Tonye	North West	L4	4.0	13.700	3 =	3.3	12.700	16 =	3.5	11.850	13	3.2	11.550	22 =	49.800	10 =	62.150	111.950	12
95	Shantae-Eve	Amankwaah	South West	L4	4.0	12.850	23 =	3.3	13.050	7 =	3.6	11.750	16 =	3.4	12.150	1	49.800	10 =	66.050	115.850	1
101	Keira	Pedely	North	L4	4.0	12.850	23 =	3.3	13.300	3 =	3.3	12.350	7	3.1	11.200	35	49.700	12	63.375	113.075	9
118	Frances	Stone	East Midlands	L4	4.0	13.650	6 =	2.9	12.500	22 =	3.3	11.800	14 =	3.0	11.700	10 =	49.650	13 =	60.875	110.525	16
117	Scarlett	Bullock	East Midlands	L4	3.5	13.100	15	3.0	12.700	16 =	3.3	12.250	9	3.1	11.600	19 =	49.650	13 =	61.025	110.675	15
96	Corinna	Gooderham	South	L4	4.0	13.700	3 =	2.9	11.800	38	3.5	12.100	10 =	3.4	12.000	5	49.600	15	61.250	110.850	14
126	Orlaith	Odudu	North West	L4	4.0	13.550	10 =	3.0	12.100	32	3.2	11.650	21	3.3	12.050	3 =	49.350	16	60.125	109.475	17
110	Brooke	Evans	Scotland	L4	4.0	12.850	23 =	3.2	13.000	9 =	3.2	11.750	16 =	3.0	11.450	29 =	49.050	17	0.000	49.050	38
93	Poppy	Harris	South West	L4	4.0	12.700	37 =	2.9	12.250	28 =	3.3	12.300	8	3.2	11.750	9	49.000	18	0.000	49.000	39
123	Amelie	Beadle-Gates	South East	L4	4.0	13.600	8 =	3.1	12.600	20 =	3.4	10.950	32 =	3.2	11.800	8	48.950	19	0.000	48.950	40
86	Afrinya	Decardi-Nelson	London	L4	4.0	12.950	18 =	3.1	12.950	12 =	3.4	11.700	19 =	2.8	11.050	40 =	48.650	20	58.925	107.575	19
103	Billie	Netherton	North	L4	4.0	12.800	27 =	3.1	12.900	14	3.4	11.450	23	3.0	11.300	33	48.450	21	58.400	106.850	20
84	Amy	Lay	London	L4	4.0	12.800	27 =	3.2	12.650	19	3.6	11.250	26	3.2	11.600	19 =	48.300	22	0.000	48.300	41
122	Georgia	Stables	South East	L4	4.0	12.900	20 =	3.1	12.150	30 =	3.5	11.500	22	3.2	11.700	10 =	48.250	23	57.100	105.350	23
83	Rosie	Lewis	London	L4	4.0	12.800	27 =	3.1	12.750	15	3.3	10.900	34	3.0	11.550	22 =	48.000	24	0.000	48.000	42
97	Julia	Hornik	South	L4	4.0	12.800	27 =	2.9	11.750	39 =	3.1	11.700	19 =	3.0	11.650	15 =	47.900	25	57.250	105.150	25
87	Ocean-Raine	Ross	East	L4	3.5	12.350	44 =	3.0	12.500	22 =	3.3	11.300	25	3.0	11.550	22 =	47.700	26 =	60.525	108.225	18
90	Elsie	Shepherd	East	L4	4.0	12.700	37 =	3.0	12.400	24 =	3.2	11.000	30 =	3.1	11.600	19 =	47.700	26 =	63.725	111.425	13
112	Katie	Dobson	Scotland	L4	4.0	12.600	41 =	3.0	12.350	27	2.9	11.200	27	3.0	11.500	25 =	47.650	28	0.000	47.650	43
92	Tahlia	Wyatt	South West	L4	4.0	12.800	27 =	2.8	12.050	33 =	3.2	11.350	24	3.2	11.350	32	47.550	29 =	0.000	47.550	44 =
120	Olivia	Clarke	East Midlands	L4	3.5	12.300	48	3.0	12.600	20 =	3.1	10.950	32 =	2.9	11.700	10 =	47.550	29 =	0.000	47.550	44 =
111	Lisa	Mcmonagle	Scotland	L4	4.0	12.950	18 =	3.0	12.250	28 =	2.6	10.650	39 =	2.9	11.500	25 =	47.350	31	53.950	101.300	31

# 2018 BG Age Groups 432

## Women's Artistic



121	Arabella	Aston	South East	L4	4.0	12.900	20	=	3.1	11.850	36	=	3.4	11.000	30	=	3.2	11.500	25	=	47.250	32		0.000		47.250	46
127	Talia	Clark	North West	L4	4.0	12.900	20	=	3.1	11.100	43		3.6	11.750	16	=	3.2	11.250	34		47.000	33		0.000		47.000	47
132	Grace	Mccollin	West Midlands	L4	4.0	13.000	16	=	3.2	12.000	35		2.6	10.800	37	=	3.0	11.150	36	=	46.950	34		0.000		46.950	48
124	Annabella	Higgins	South East	L4	4.0	12.700	37	=	2.8	10.850	46		3.5	11.950	12		2.9	11.150	36	=	46.650	35		58.675		105.325	24
125	Mariella	Mapstone	North West	L4	4.0	13.550	10	=	3.1	12.700	16	=	2.6	8.500	48		3.1	11.450	29	=	46.200	36	=	60.325		106.525	21
113	Lily	Newton	Yorkshire	L4	4.0	12.850	23	=	3.2	11.300	42		3.4	10.650	39	=	3.1	11.400	31		46.200	36	=	54.775		100.975	32
130	Kenyah	Reddin	West Midlands	L4	4.0	12.800	27	=	3.0	12.400	24	=	2.9	10.850	35	=	2.0	9.550	49		45.600	38		58.525		104.125	26
115	Lexi	Mortimer	Yorkshire	L4	4.0	12.750	35	=	2.9	11.450	41		3.3	10.500	42		2.5	10.600	45		45.300	39	=	57.300		102.600	29
99	Zennor	Tejani	South	L4	3.5	12.600	41	=	2.9	12.400	24	=	3.1	9.300	46		3.2	11.000	43		45.300	39	=	0.000		45.300	49
114	Milana	Bulgin	Yorkshire	L4	4.0	12.750	35	=	3.1	10.450	48		3.5	10.850	35	=	3.1	11.150	36	=	45.200	41		57.950		103.150	27
129	Martha	Sidaway	West Midlands	L4	4.0	12.800	27	=	2.9	12.050	33	=	3.2	10.150	43		3.1	10.000	46		45.000	42		60.825		105.825	22
109	Alexis	Meikle	Scotland	L4	4.0	12.700	37	=	2.4	10.200	49		3.1	11.050	29		3.1	10.950	44		44.900	43		49.850		94.750	33
100	Eva-Mae	Seed	North	L4	3.5	12.400	43		3.1	10.600	47		3.0	10.800	37	=	3.1	11.050	40	=	44.850	44		0.000		44.850	50
102	Arianna	Corr	North	L4	3.5	12.350	44	=	3.0	11.850	36	=	2.8	10.650	39	=	2.0	9.800	47		44.650	45		58.050		102.700	28
116	Leila	Lih	Yorkshire	L4	4.0	12.800	27	=	3.0	11.000	44		2.5	8.750	47		3.2	11.700	10	=	44.250	46		57.975		102.225	30
98	Paula	Capas	South	L4	3.5	12.350	44	=	3.0	12.150	30	=	2.6	8.350	49		2.9	11.100	39		43.950	47		0.000		43.950	51
131	Erin	Hawkins	West Midlands	L4	3.5	12.250	49		2.7	10.950	45		2.0	9.600	44		3.1	11.050	40	=	43.850	48		0.000		43.850	52
91	Ella	Cheung	City Of Lisburn	L4	3.5	12.350	44	=	3.1	11.750	39	=	2.7	9.500	45		2.3	9.700	48		43.300	49		0.000		43.300	53